




TECHNOLOGIES AT THE SERVICE OF HEALTH







SINCE 2001 ... together for more than twenty years

Fisiotech was established in 2001 with the idea of manufacturing quality rehabilitation equipment. Helping, through new ideas, professionals in performing their precious work of prevention and care of the person: this has always been our objective.

This simple, fundamental idea is the basis of our payoff:

TECHNOLOGIES AT THE SERVICE OF HEALTH

Our operating headquarters is also the place where our ideas are born, where we create the projects, develop the prototypes, and lastly build our products.

The sales, administration and technical departments are available to develop and fabricate custom products based on the customer's specifications.

The internal production departments, from carpentry to upholstery, from assembly to warehouse allow us to respond promptly to the main requests of our customers.

We entrust all design, production, and assembly steps to our qualified staff, who carry out rigorous checks in the different manufacturing steps.

The application of a certified quality system guarantees the quality of the products manufactured by FISIOTECH. Specifically, our company holds the certifications according to the International standards UNI EN ISO 9001 and UNI EN ISO 13485 and complies with the European Regulation EU 745/2017 (MDR) on the safety of medical devices.

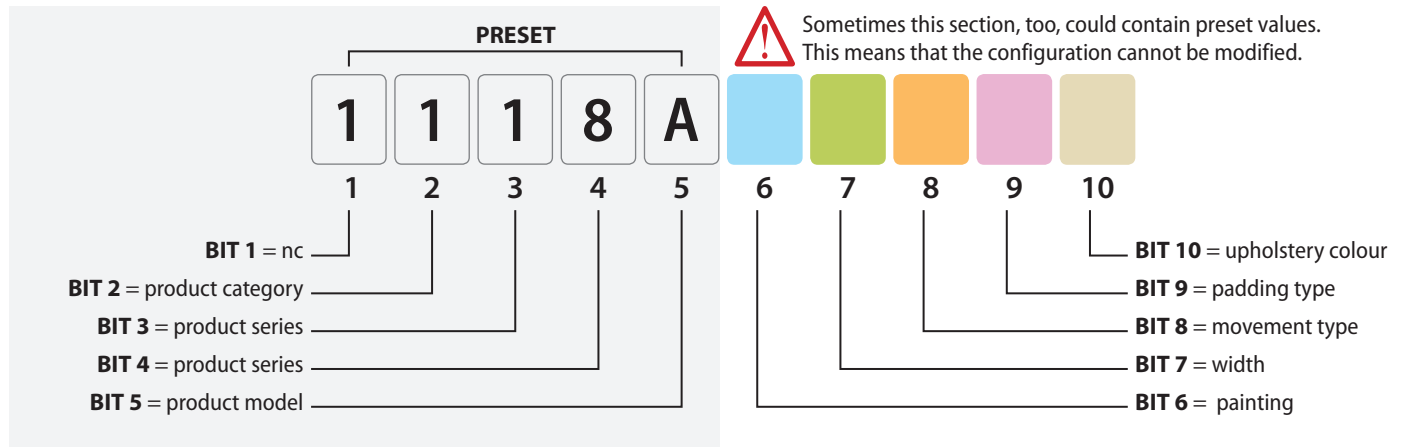
Fisiotech would like to thank all those who contributed to the realization of this catalogue, for their work, their advice, and their support.



THE NEW PARAMETRIC CODE

HOW TO CREATE IT ACCURATELY TO ORDER COUCHES

The will to offer more performances and customization has led us to add new options to our couches. This sometimes generates difficulties when configuring the product as it was ordered by the customer. The parametric code helps the customer to compose in an easy and univocal way a code for the chosen couch containing all the desired options.



EXAMPLE:

How to order a Giove 5 RAL 7035 LARGE, with all-around foot bar switch and 2 actuators, comfort padding, Burgundy colour.

PARAMETRIC CODE

1 1 1 8 E 3 1 C2 C B2

1 2 3 4 5 6 7 8 9 10

YOUR HYPOTHETICAL CHOICE

FRAME COLOUR

RAL 7016 (2) 6 | RAL 7035 (3) 6

WIDTH

65 cm (0) 7 | 80 cm (1) 7

MOVEMENT

PEDAL 1 ACTUATOR (P1) 8 | ALL AROUND 1 ACTUATOR (C1) 8 | ALUM. ALL AROUND 1 ACTUATOR (A1) 8 | HYDRAULIC 0 ACTUATORS (R0) 8

PEDAL 2 ACTUATORS (P2) 8 | ALL AROUND 2 ACTUATORS (C2) 8 | ALUM. ALL AROUND 2 ACTUATORS (A2) 8

PADDING

STANDARD (S) 9 | COMFORT (C) 9

UPHOLSTERY

10 See colours and materials in the chart on the back cover flap.

BIT 6 RAL 7035 painting = 3

BIT 7 couch width 80 cm = 1

BIT 8 all-around foot bar switch and 2 actuators movement = C2

BIT 9 comfort padding = C

BIT 10 upholstery colour Burgundy = B2 as shown in chart.

INDEX

COUCHES

Top Series.....	5
Professional Series.....	21
Simple Series.....	33
Bobath Series.....	41
Traction Series.....	53
Tilt Series.....	61
Postural Series.....	71
Set-Close Series.....	79
Gynecology Series.....	89
Easy Series.....	95
Upholstery.....	103
Top Series Variations and Accessories.....	104
Professional Series Variations and Accessories.....	105
Simple Series Variations and Accessories.....	106
Bobath Series Variations and Accessories.....	107
Traction Series Accessories.....	108
Tilt Series Variations and Accessories.....	109
Postural Series Variations and Accessories.....	110
Set-Close Series Accessories.....	112
Gynecology Series Variations and Accessories.....	113
Easy Series Variations and Accessories.....	114
General Accessories.....	115

REHABILITATION

Parallel Bars and Accessories.....	119
Staircases and Accessories.....	124
Rocker Boards.....	126
Movin'step – Stability Wheel – Core Balance.....	127
Disco Sport – Disco Dome – Accessories.....	128
Artemide Limb Rehabilitation Armchair – Pedal Exerciser.....	129
Shoulder Wheels.....	130
Hand Ladder - Spirals – Worm Screw – Ergotherapy Board.....	131
Hand Grip – Foam Balls –	
Wooden Spheres and Disks – Gas Pedal Footboard.....	132
Fisiotek and Accessories.....	133
Pulley Therapy Cage and Accessories.....	136
Pulleys – Pulley with Wall Bar and Accessories.....	139

GYMNASTICS

Gymnic Classic and Plus.....	143
Therasensory - Physio Roll.....	144
Foam Balls – Softgym – Medicine Balls.....	145
Rhythmic Balls – Sensy-Balls.....	146
Reflex Massage Balls – Thera Freeballs Hand – Activ Roll.....	147
Accessories for Balls.....	148
Wall Bars and Accessories.....	149
Mirrors and Accessories.....	152
Mattresses and Accessories.....	153
Mats.....	154
Airex Mats and Accessories.....	156
Balance Pad – Balance Beam Airex.....	162
Roll and Half-roll Cushions.....	163
Cube and Parallelepiped Cushions.....	164
Wedge Cushions.....	165
Trapezoid Cushions - Movin'sit.....	166

Disco'sit and Accessories.....	167
Hoops – Sticks – Cones with holes.....	168
Clubs – Wooden Clubs and Accessories.....	169
Elastics and Accessories.....	170
Wrist and Ankle Weights.....	173
Dumbbells and Accessories.....	174
Fit Ball Roller – Foam Roll and Accessories.....	175
Skipping Ropes – Mini Trampoline –	
Baumann Blocks and Supports – Magic Circle.....	176
Wooden Trolley and Psychomotor Kit.....	177

DIAGNOSTICS

Podoscope – Steps for stress test –	
Plumb Bob – X-Ray Film Viewers.....	181
Eye Charts – Scales – Height Rod.....	182

FURNITURE

Glass Door Cabinets – Desk –	
Revolving and Upholstered Chair.....	185
Coat Rack – Screen.....	186
Revolving Stools – Upholstered Benches.....	187
Wooden Stools – Wooden Chairs – Medical Trolley.....	188
Stainless Steel Trolley – Couch Stairs.....	189
Changing Room Benches.....	190
Wall-mounted Clothes Racks – Footrests.....	191

ORTHOPAEDIC AIDS

Crutches – Walkers.....	195
Walkers – Rollator.....	196

HOME FITNESS

Easy Access Exercise Bike.....	199
Electromagnetic Exercise Bike.....	200
Recumbent Exercise Bike.....	201
Treadmill.....	202
Stepper.....	203
Rowing Machine.....	204

Terms of Sale.....	206
--------------------	-----

The background is a light blue gradient with a pattern of dark blue squares of various sizes and orientations scattered across the page.

TOP

FISIOTECH




The page features a decorative pattern of blue squares of various sizes and orientations, scattered across the white background. The squares are arranged in a way that they appear to be floating or falling, with some overlapping. The colors range from a light, muted blue to a darker, more saturated blue. The word "TOP" is centered in the middle of the page in a blue, sans-serif font.

TOP

PROFESSIONAL EXAMINATION
AND TREATMENT COUCHES

TOP SERIES

Couches with a unique frame that allows height adjustment without lateral offset.

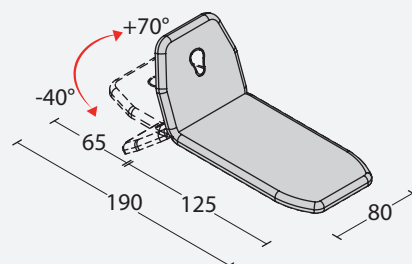
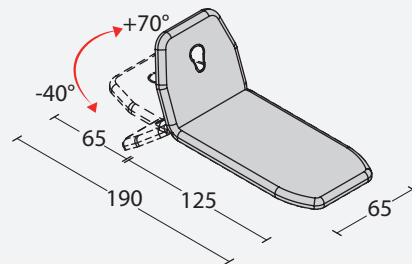


GIOVE 1 | TOP

2-SECTION ELECTRICAL OR HYDRAULIC COUCH



Model shown Code 1118A30C1SA1 + Accessories Code 1218020



Standard padding



Comfort padding

TECHNICAL SPECIFICATIONS

Height adjustment	electrical or hydraulic 49-95 cm
Length	190 cm
Width	65 / 80 cm
Max. working load	200 kg
Headrest adjustment	with gas spring +70° -40°
Breathing hole and bung	as standard
Padding and upholstery fire-resistance rating	11M
Padding: density/thickness	30 (kg/m ³) / 4 cm
Lateral offset	none
Under bed clearance	12 cm
Weight	70 kg

ACCESSORIES


ACCESSORIES	CODE
Paper roll holder	1218010
Four castors	1218020
Terry towel couch cover 65 cm	1210040
Terry towel couch cover 80 cm	1210050
Double-ply paper roll	1210060

ACCESSORIES

ACCESSORIES	CODE
Safety magnet	1218030
Safety double click	1218040
Swiss plug	1218050
UK 3-pin plug	1218051

ACCESSORIES AND VARIANTS see descriptions and pictures on page 104.

PARAMETRIC CODE



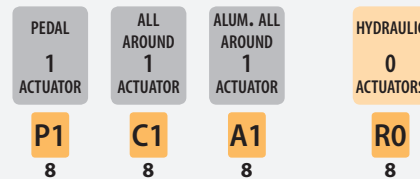
FRAME COLOUR




WIDTH



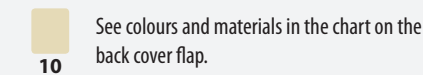
MOVEMENT



PADDING



UPHOLSTERY



GIOVE 2|TOP

2-SECTION ELECTRICAL OR HYDRAULIC COUCH



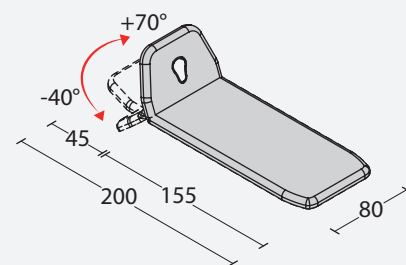
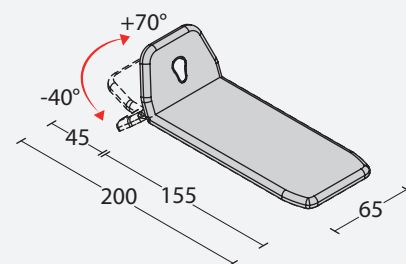
Model shown Code 1118B20C1S2 + Accessories Code 1218020




Aluminium all around foot bar switch



Comfort padding



PARAMETRIC CODE



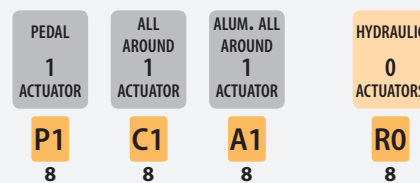
FRAME COLOUR



WIDTH



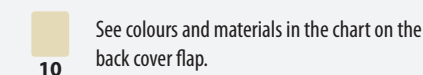
MOVEMENT



PADDING



UPHOLSTERY



TECHNICAL SPECIFICATIONS

Height adjustment	electrical or hydraulic 49-95 cm
Length	200 cm
Width	65 / 80 cm
Max. working load	200 kg
Headrest adjustment	with gas spring +70° -40°
Breathing hole and bung	as standard
Padding and upholstery fire-resistance rating	11M
Padding: density/thickness	30 (kg/m ³) / 4 cm
Lateral offset	none
Under bed clearance	12 cm
Weight	70 kg

ACCESSORIES	CODE	ACCESSORIES	CODE
Paper roll holder	1218010	Safety magnet	1218030
Four castors	1218020	Safety double click	1218040
Terry towel couch cover 65 cm	1210040	Swiss plug	1218050
Terry towel couch cover 80 cm	1210050	UK 3-pin plug	1218051
Double-ply paper roll	1210060		

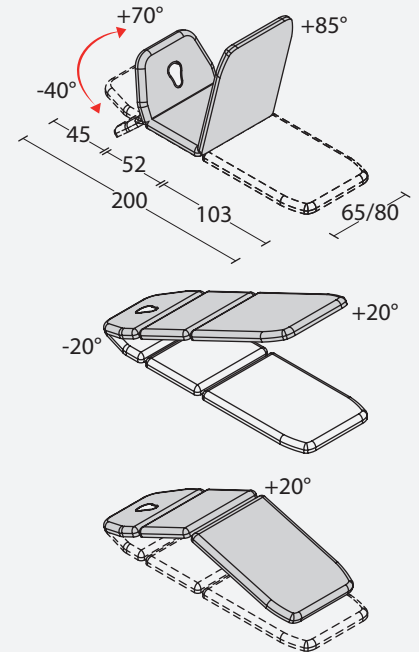
ACCESSORIES AND VARIANTS see descriptions and pictures on page 104.

GIOVE 3|TOP

3-SECTION ELECTRICAL OR HYDRAULIC COUCH



Model shown Code 1118C20C1SV1 + Accessories Code 1218020



Hydraulic control

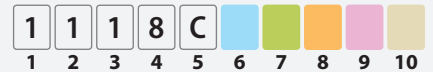
TECHNICAL SPECIFICATIONS

Height adjustment	electrical or hydraulic 49-95 cm
Length	200 cm
Width	65 / 80 cm
Max. working load	200 kg
Headrest adjustment	with gas spring +70° -40°
Middle section adjustment	with gas spring or electrically +20°
Footrest adjustment	with gas spring +85°
Trendelenburg position	+20°
Breathing hole and bung	as standard
Padding and upholstery fire-resistance rating	1IM
Padding: density/thickness	30 (kg/m ³) / 4 cm
Lateral offset	none
Under bed clearance	12 cm
Weight	70 kg

ACCESSORIES	CODE	ACCESSORIES	CODE
Paper roll holder	1218010	Safety magnet	1218030
Four castors	1218020	Safety double click	1218040
Terry towel couch cover 65 cm	1210040	Swiss plug	1218050
Terry towel couch cover 80 cm	1210050	UK 3-pin plug	1218051
Double-ply paper roll	1210060		

ACCESSORIES AND VARIANTS see descriptions and pictures on page 104.

PARAMETRIC CODE



FRAME COLOUR

RAL 7016	RAL 7035	65 cm	80 cm
2	3	0	1
6	6	7	7

WIDTH

MOVEMENT

PEDAL 1 ACTUATOR	ALL AROUND 1 ACTUATOR	ALUM. ALL AROUND 1 ACTUATOR	HYDRAULIC 0 ACTUATORS
P1	C1	A1	R0
8	8	8	8
PEDAL 2 ACTUATORS	ALL AROUND 2 ACTUATORS	ALUM. ALL AROUND 2 ACTUATORS	
P2	C2	A2	
8	8	8	

PADDING

STANDARD	COMFORT
S	C
9	9

UPHOLSTERY

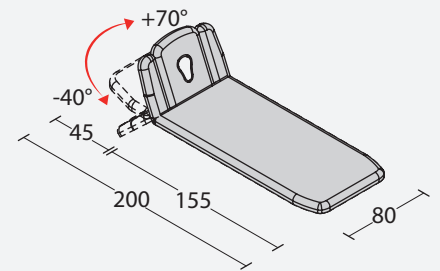
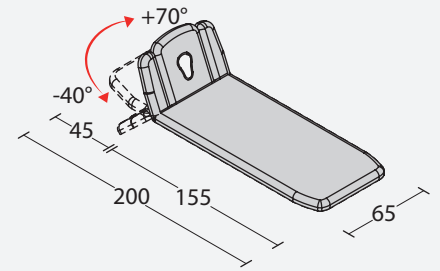
10 See colours and materials in the chart on the back cover flap.

GIOVE 4|TOP

4-SECTION ELECTRICAL OR HYDRAULIC COUCH



Model shown Code 1118D30C1SG2 + Accessories Code 1218020



Manual armrest adjustment

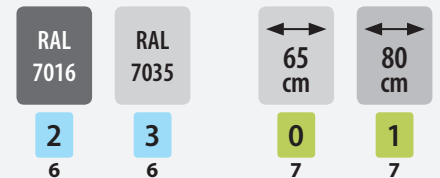


All around foot bar switch

PARAMETRIC CODE



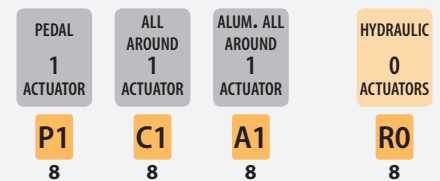
FRAME COLOUR




WIDTH



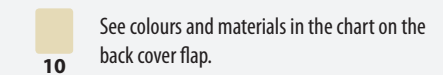
MOVEMENT



PADDING



UPHOLSTERY



TECHNICAL SPECIFICATIONS

Height adjustment	electrical or hydraulic 49-95 cm
Length	200 cm
Width	65 / 80 cm
Max. working load	200 kg
Headrest adjustment	with gas spring +70° -40°
Armrests on headrest adjustment	manual
Breathing hole and bung	as standard
Padding and upholstery fire-resistance rating	1IM
Padding: density/thickness	30 (kg/m ³) / 4 cm
Lateral offset	none
Under bed clearance	12 cm
Weight	70 kg

ACCESSORIES	CODE	ACCESSORIES	CODE
Paper roll holder	1218010	Safety magnet	1218030
Four castors	1218020	Safety double click	1218040
Terry towel couch cover 65 cm	1210040	Swiss plug	1218050
Terry towel couch cover 80 cm	1210050	UK 3-pin plug	1218051
Double-ply paper roll	1210060		

ACCESSORIES AND VARIANTS see descriptions and pictures on page 104.

GIOVE 4 PLUS | TOP

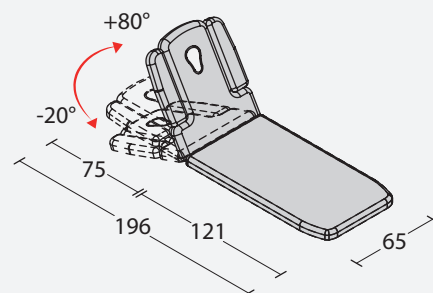
4-SECTION ELECTRICAL OR HYDRAULIC COUCH



Model shown Code 1118H30C1SG2 + Accessories Code 1218020



Manual armrest adjustment



TECHNICAL SPECIFICATIONS

Height adjustment	electrical or hydraulic 49-95 cm
Length	200 cm
Width	65 cm
Max. working load	200 kg
Headrest adjustment	with gas spring +80° -20°
Armrests on headrest adjustment	manual
Breathing hole and bung	as standard
Padding and upholstery fire-resistance rating	1IM
Padding: density/thickness	30 (kg/m ³) / 4 cm
Lateral offset	none
Under bed clearance	12 cm
Weight	70 kg

ACCESSORIES


ACCESSORIES	CODE
Paper roll holder	1218010
Four castors	1218020
Terry towel couch cover 65 cm	1210040
Double-ply paper roll	1210060

ACCESSORIES

ACCESSORIES	CODE
Safety magnet	1218030
Safety double click	1218040
Swiss plug	1218050
UK 3-pin plug	1218051

ACCESSORIES AND VARIANTS see descriptions and pictures on page 104.


PARAMETRIC CODE



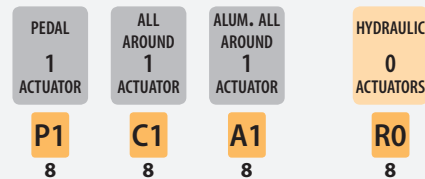
FRAME COLOUR




WIDTH



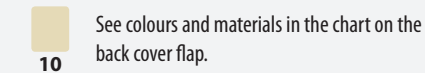
MOVEMENT



PADDING



UPHOLSTERY

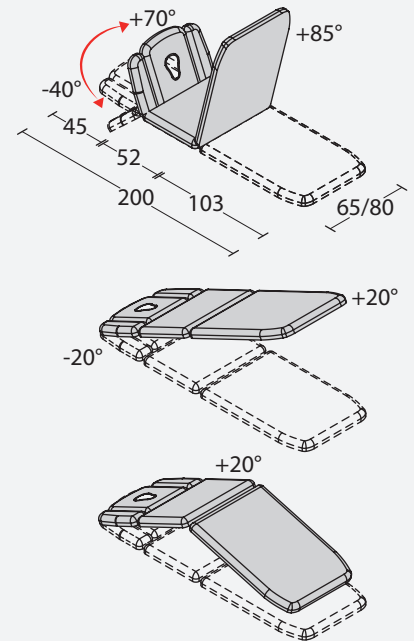


GIOVE 5|TOP

5-SECTION ELECTRICAL OR HYDRAULIC COUCH



Model shown Code 1118E20C2SB2 + Accessories Code 1218020



Trendelenburg position



Comfort padding

TECHNICAL SPECIFICATIONS

Height adjustment	electrical or hydraulic 49-95 cm
Length	200 cm
Width	65 / 80 cm
Max. working load	200 kg
Headrest adjustment	with gas spring +70° -40°
Armrests on headrest adjustment	manual
Middle section adjustment	with gas spring or electrically +20°
Footrest adjustment	with gas spring +85°
Trendelenburg position	+20°
Breathing hole and bung	as standard
Padding and upholstery fire-resistance rating	1IM
Padding: density/thickness	30 (kg/m ³) / 4 cm
Lateral offset	none
Under bed clearance	12 cm
Weight	70 kg

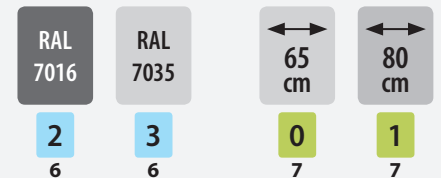
ACCESSORIES	CODE	ACCESSORIES	CODE
Paper roll holder	1218010	Safety magnet	1218030
Four castors	1218020	Safety double click	1218040
Terry towel couch cover 65 cm	1210040	Swiss plug	1218050
Terry towel couch cover 80 cm	1210050	UK 3-pin plug	1218051
Double-ply paper roll	1210060		

ACCESSORIES AND VARIANTS see descriptions and pictures on page 104.

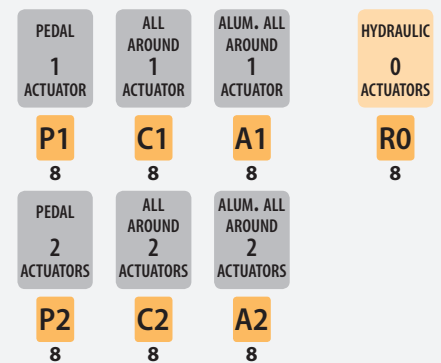
PARAMETRIC CODE



FRAME COLOUR



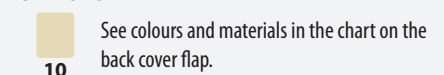
MOVEMENT



PADDING



UPHOLSTERY



GIOVE 6|TOP

6-SECTION ELECTRICAL OR HYDRAULIC COUCH



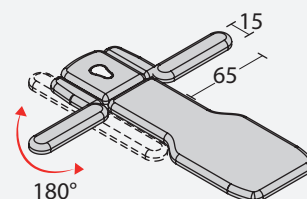
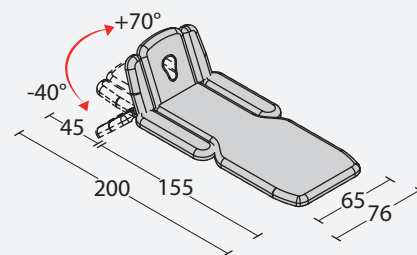
Model shown Code 1118F20A1SA1 + Accessories Code 1218020



Manual armrest adjustment



Aluminium all around foot bar switch




PARAMETRIC CODE



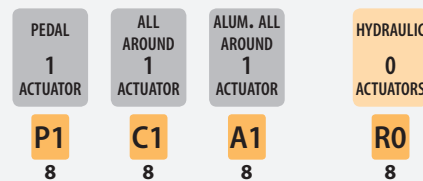
FRAME COLOUR



WIDTH



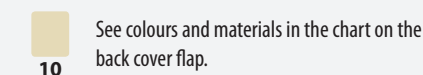
MOVEMENT



PADDING



UPHOLSTERY



TECHNICAL SPECIFICATIONS

Height adjustment	electrical or hydraulic 49-95 cm
Length	200 cm
Width	65 cm
Max. working load	200 kg
Headrest adjustment	with gas spring +70° -40°
Armrests on headrest adjustment	manual
Removable armrests rotating by	180°
Breathing hole and bung	as standard
Padding and upholstery fire-resistance rating	1IM
Padding: density/thickness	30 (kg/m ³) / 4 cm
Lateral offset	none
Under bed clearance	12 cm
Weight	70 kg

ACCESSORIES	CODE	ACCESSORIES	CODE
Paper roll holder	1218010	Safety double click	1218040
Four castors	1218020	Swiss plug	1218050
Double-ply paper roll	1210060	UK 3-pin plug	1218051
Safety magnet	1218030		

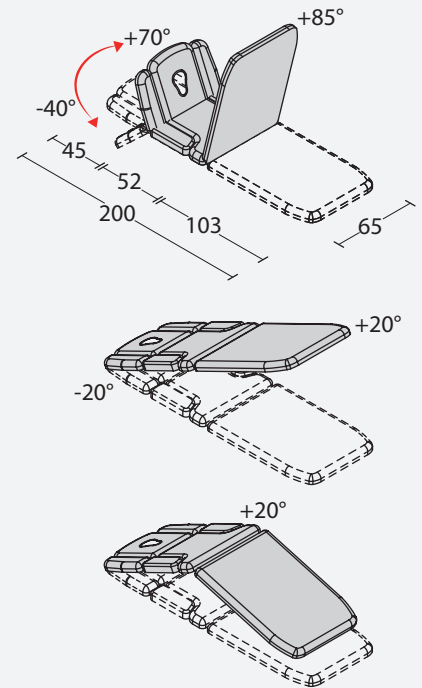
ACCESSORIES AND VARIANTS see descriptions and pictures on page 104.

GIOVE 7 | TOP

7-SECTION ELECTRICAL COUCH



Model shown Code 1118G30C2SN1 + Accessories Code 1218020



Sitting position



Trendelenburg position

TECHNICAL SPECIFICATIONS

Height adjustment	electrical 49-95 cm
Length	200 cm
Width	65 cm
Max. working load	200 kg
Headrest adjustment	with gas spring +70° -40°
Armrests on headrest adjustment	manual
Middle section adjustment	electrically +20°
Middle section armrests	foldable
Footrest adjustment	with gas spring +85°
Trendelenburg position	+20°
Breathing hole and bung	as standard
Padding and upholstery fire-resistance rating	1IM
Padding: density/thickness	30 (kg/m ³) / 4 cm
Lateral offset	none
Under bed clearance	12 cm
Weight	70 kg

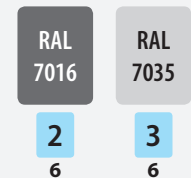
ACCESSORIES	CODE	ACCESSORIES	CODE
Paper roll holder	1218010	Safety magnet	1218030
Four castors	1218020	Safety double click	1218040
Terry towel couch cover 65 cm	1210040	Swiss plug	1218050
Double-ply paper roll	1210060	UK 3-pin plug	1218051

ACCESSORIES AND VARIANTS see descriptions and pictures on page 104.

PARAMETRIC CODE



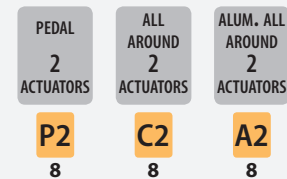
FRAME COLOUR




WIDTH



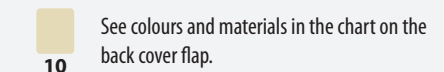
MOVEMENT



PADDING



UPHOLSTERY



ZEFIRO 2 | TOP

2-SECTION ELECTRICAL OR HYDRAULIC COUCH



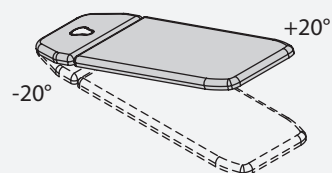
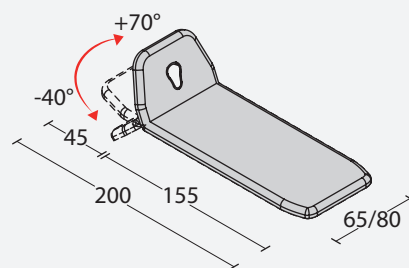
Model shown Code 1118M30C1SR1 + Accessories Code 1218020



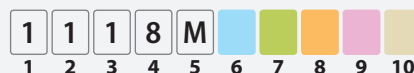
Trendelenburg position



All around foot bar switch



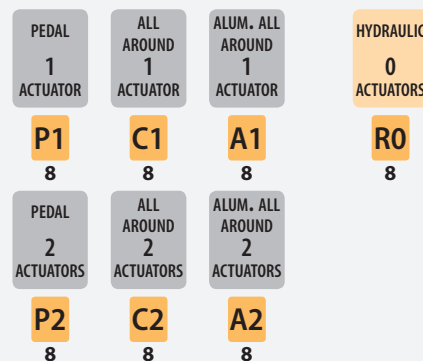
PARAMETRIC CODE




FRAME COLOUR



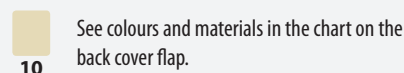
MOVEMENT



PADDING



UPHOLSTERY



TECHNICAL SPECIFICATIONS

Height adjustment	electrical or hydraulic 49-95 cm
Length	200 cm
Width	65 / 80 cm
Max. working load	200 kg
Headrest adjustment	with gas spring +70° -40°
Trendelenburg position	with gas spring or electrically +20°
Breathing hole and bung	as standard
Padding and upholstery fire-resistance rating	1IM
Padding: density/thickness	30 (kg/m ³) / 4 cm
Lateral offset	none
Under bed clearance	12 cm
Weight	70 kg

ACCESSORIES

ACCESSORIES	CODE
Paper roll holder	1218010
Four castors	1218020
Terry towel couch cover 65 cm	1210040
Terry towel couch cover 80 cm	1210050
Double-ply paper roll	1210060

ACCESSORIES

ACCESSORIES	CODE
Safety magnet	1218030
Safety double click	1218040
Swiss plug	1218050
UK 3-pin plug	1218051

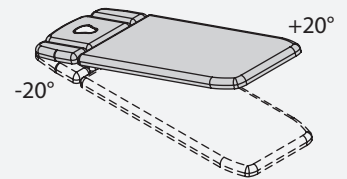
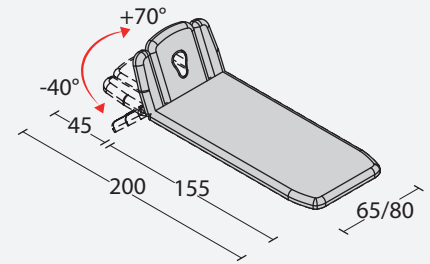
ACCESSORIES AND VARIANTS see descriptions and pictures on page 104.

ZEFIRO 4 | TOP

4-SECTION ELECTRICAL OR HYDRAULIC COUCH



Model shown Code 1118N20C1SA1 + Accessories Code 1218020




Trendelenburg position

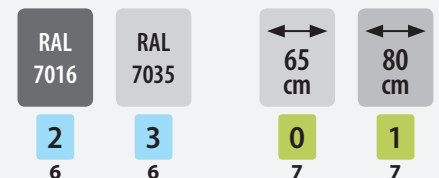


Hydraulic control

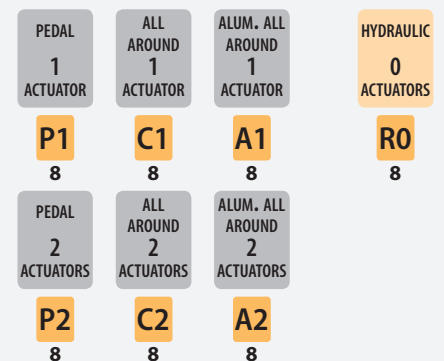
PARAMETRIC CODE




FRAME COLOUR



MOVEMENT



PADDING



UPHOLSTERY

10 See colours and materials in the chart on the back cover flap.

TECHNICAL SPECIFICATIONS

Height adjustment	electrical or hydraulic 49-95 cm
Length	200 cm
Width	65 / 80 cm
Max. working load	200 kg
Headrest adjustment	with gas spring +70° -40°
Armrests on headrest adjustment	manual
Trendelenburg position	with gas spring or electrically +20°
Breathing hole and bung	as standard
Padding and upholstery fire-resistance rating	1IM
Padding: density/thickness	30 (kg/m ³) / 4 cm
Lateral offset	none
Under bed clearance	12 cm
Weight	70 kg

ACCESSORIES	CODE	ACCESSORIES	CODE
Paper roll holder	1218010	Safety magnet	1218030
Four castors	1218020	Safety double click	1218040
Terry towel couch cover 65 cm	1210040	Swiss plug	1218050
Terry towel couch cover 80 cm	1210050	UK 3-pin plug	1218051
Double-ply paper roll	1210060		

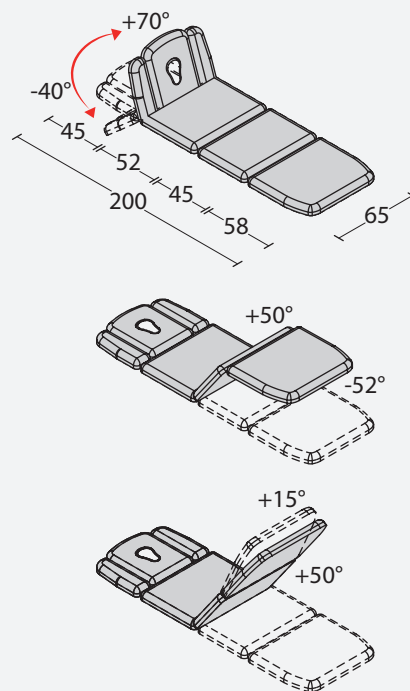
ACCESSORIES AND VARIANTS see descriptions and pictures on page 104.

ZEFIRO 6 | TOP

6-SECTION ELECTRICAL OR HYDRAULIC COUCH



Model shown Code 1118P30C1SB1 + Accessories Code 1218020



TECHNICAL SPECIFICATIONS

Height adjustment	electrical or hydraulic 49-95 cm
Length	200 cm
Width	65 cm
Max. working load	200 kg
Headrest adjustment	with gas spring +70° -40°
Armrests on headrest adjustment	manual
Middle section	fixed
Upper footrest adjustment	with gas spring +50°
Lower footrest adjustment	with gas spring +15° -52°
Breathing hole and bung	as standard
Padding and upholstery fire-resistance rating	11M
Padding: density/thickness	30 (kg/m ³) / 4 cm
Lateral offset	none
Under bed clearance	12 cm
Weight	90 kg

ACCESSORIES	CODE	ACCESSORIES	CODE
Paper roll holder	1218010	Safety magnet	1218030
Four castors	1218020	Safety double click	1218040
Terry towel couch cover 65 cm	1210040	Swiss plug	1218050
Double-ply paper roll	1210060	UK 3-pin plug	1218051

ACCESSORIES AND VARIANTS see descriptions and pictures on page 104.

PARAMETRIC CODE

1	1	1	8	P	0	0	0	0	0
1	2	3	4	5	6	7	8	9	10

FRAME COLOUR

RAL 7016	RAL 7035
2	3
6	6

WIDTH

65 cm
0
7

MOVEMENT

PEDAL 1 ACTUATOR	ALL AROUND 1 ACTUATOR	ALUM. ALL AROUND 1 ACTUATOR	HYDRAULIC 0 ACTUATORS
P1	C1	A1	R0
8	8	8	8

PADDING

STANDARD	COMFORT
S	C
9	9


UPHOLSTERY

10 See colours and materials in the chart on the back cover flap.

The background is a light green gradient with numerous dark green pentagons of various sizes scattered across it, some overlapping. The word "PROFESSIONAL" is centered in a large, white, sans-serif font.

PROFESSIONAL

FISIOTECH



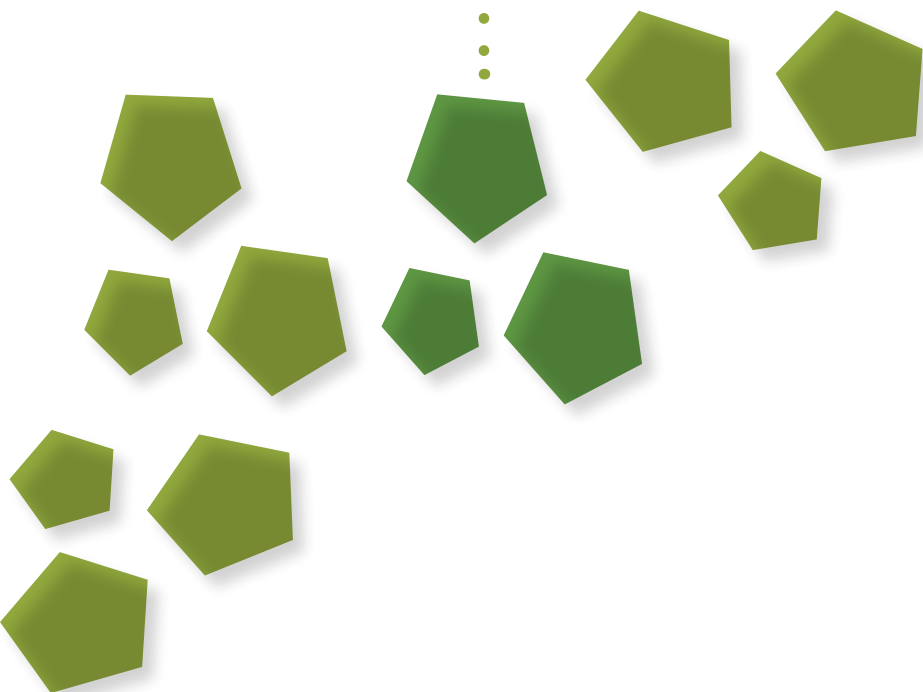
The page is decorated with numerous green pentagons of varying sizes and shades, scattered across the white background. Some are dark green, while others are a lighter, olive green. They are arranged in a somewhat circular pattern around the central text.

PROFESSIONAL

EXAMINATION AND TREATMENT
COUCHES

PROFESSIONAL SERIES

Couches with adjustable
height from 45 to 90 cm.

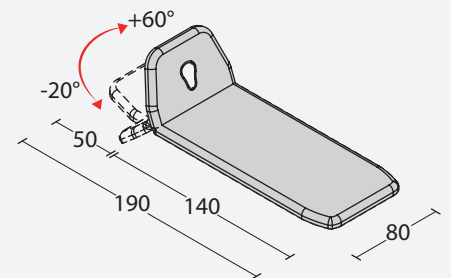
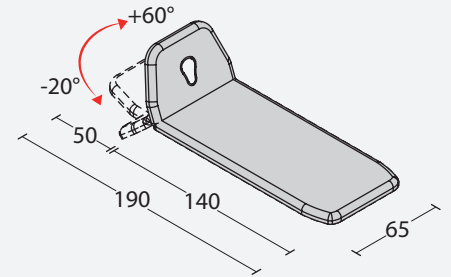


EDO | PROFESSIONAL

2-SECTION ELECTRICAL OR HYDRAULIC COUCH



Model shown Code 1111A10C1SB2 + Accessories Code 1211010



All around foot bar switch



Hydraulic control

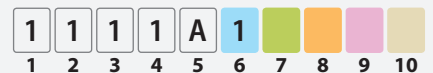
TECHNICAL SPECIFICATIONS

Height adjustment	electrical or hydraulic 45-90 cm
Length	190 cm
Width	65 / 80 cm
Max. working load	200 kg
Headrest adjustment	with gas spring +60° -20°
Breathing hole and bung	as standard
Padding and upholstery fire-resistance rating	11M
Padding: density/thickness	30 (kg/m ³) / 4 cm
Lateral offset	17 cm
Weight	70 kg

ACCESSORIES	CODE	ACCESSORIES	CODE
Paper roll holder	1210010	Double-ply paper roll	1210060
Four castors	1211010	Safety magnet	1211020
Collapsible cot sides	1210030	Safety double click	1211030
Terry towel couch cover 65 cm	1210040	Swiss plug	1211040
Terry towel couch cover 80 cm	1210050	UK 3-pin plug	1211041

ACCESSORIES AND VARIANTS see descriptions and pictures on page 105.

PARAMETRIC CODE



FRAME COLOUR



1
6

WIDTH



0
7



1
7

MOVEMENT



P1
8



C1
8



R0
8

PADDING



S
9



C
9

UPHOLSTERY



10

See colours and materials in the chart on the back cover flap.

ELIA | PROFESSIONAL

2-SECTION ELECTRICAL OR HYDRAULIC COUCH



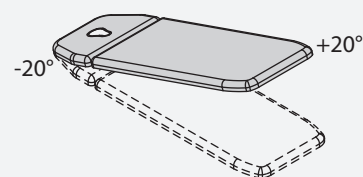
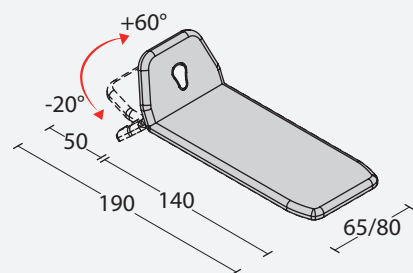
Model shown Code 1111B10C1SB1 + Accessories Code 1211010




Trendelenburg position



Paper roll holder



PARAMETRIC CODE



FRAME COLOUR



1
6

WIDTH



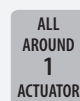
0
7

1
7

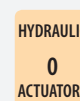
MOVEMENT



P1
8



C1
8



R0
8

PADDING



S
9



C
9

UPHOLSTERY

10

See colours and materials in the chart on the back cover flap.

TECHNICAL SPECIFICATIONS

Height adjustment	electrical or hydraulic 45-90 cm
Length	190 cm
Width	65 / 80 cm
Max. working load	200 kg
Headrest adjustment	with gas spring +60° -20°
Trendelenburg position	with gas spring +20°
Breathing hole and bung	as standard
Padding and upholstery fire-resistance rating	1IM
Padding: density/thickness	30 (kg/m ³) / 4 cm
Lateral offset	17 cm
Weight	70 kg

ACCESSORIES

Paper roll holder	1210010
Four castors	1211010
Terry towel couch cover 65 cm	1210040
Terry towel couch cover 80 cm	1210050
Double-ply paper roll	1210060

ACCESSORIES

Safety magnet	1211020
Safety double click	1211030
Swiss plug	1211040
UK 3-pin plug	1211041

ACCESSORIES AND VARIANTS see descriptions and pictures on page 105.

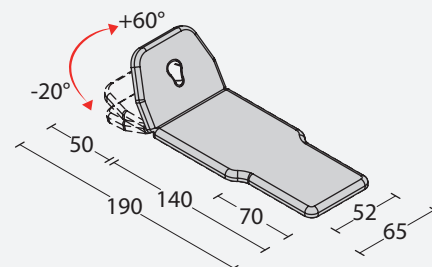
MONTELEONE | PROFESSIONAL



2-SECTION ELECTRICAL OR HYDRAULIC COUCH



Model shown Code 1111C10C1SB1 + Accessories Code 1211010



All around foot bar switch



Hydraulic control


TECHNICAL SPECIFICATIONS

Height adjustment	electrical or hydraulic 45-90 cm
Length	190 cm
Width	65 cm
Max. working load	200 kg
Headrest adjustment	with gas spring +60° -20°
Breathing hole and bung	as standard
Padding and upholstery fire-resistance rating	11M
Padding: density/thickness	30 (kg/m ³) / 4 cm
Lateral offset	17 cm
Weight	70 kg

ACCESSORIES	CODE	ACCESSORIES	CODE
Paper roll holder	1218010	Safety double click	1211030
Four castors	1211010	Swiss plug	1211040
Double-ply paper roll	1210060	UK 3-pin plug	1211041
Safety magnet	1211020		

ACCESSORIES AND VARIANTS see descriptions and pictures on page 105.

PARAMETRIC CODE



FRAME COLOUR

RAL
9001

1
6

WIDTH

65
cm

0
7

MOVEMENT

PEDAL
1
ACTUATOR

P1
8

ALL
AROUND
1
ACTUATOR

C1
8

HYDRAULIC
0
ACTUATORS

R0
8

PADDING

STANDARD

S
9

COMFORT

C
9

UPHOLSTERY

10

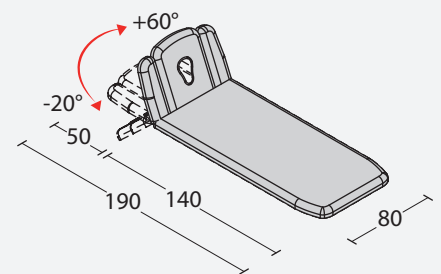
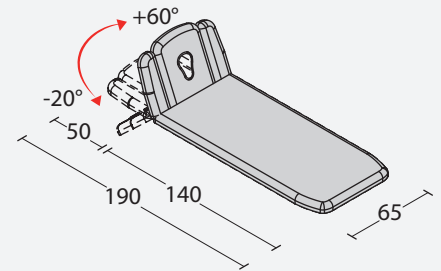
See colours and materials in the chart on the back cover flap.

ZEUS | PROFESSIONAL

4-SECTION ELECTRICAL OR HYDRAULIC COUCH



Model shown Code 1111D10C1SA1 + Accessories Code 1211010



Terry towel couch cover



Manual armrest adjustment

TECHNICAL SPECIFICATIONS

Height adjustment	electrical or hydraulic 45-90 cm
Length	190 cm
Width	65 / 80 cm
Max. working load	200 kg
Headrest adjustment	with gas spring +60° -20°
Armrests on headrest adjustment	manual
Breathing hole and bung	as standard
Padding and upholstery fire-resistance rating	1IM
Padding: density/thickness	30 (kg/m ³) / 4 cm
Lateral offset	17 cm
Weight	70 kg

ACCESSORIES	CODE	ACCESSORIES	CODE
Paper roll holder	1210010	Double-ply paper roll	1210060
Four castors	1211010	Safety magnet	1211020
Collapsible cot sides	1210030	Safety double click	1211030
Terry towel couch cover 65 cm	1210040	Swiss plug	1211040
Terry towel couch cover 80 cm	1210050	UK 3-pin plug	1211041

ACCESSORIES AND VARIANTS see descriptions and pictures on page 105.

PARAMETRIC CODE



FRAME COLOUR



1
6

WIDTH



0
7

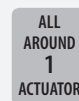


1
7

MOVEMENT



P1
8



C1
8



R0
8

PADDING



S
9



C
9

UPHOLSTERY

10

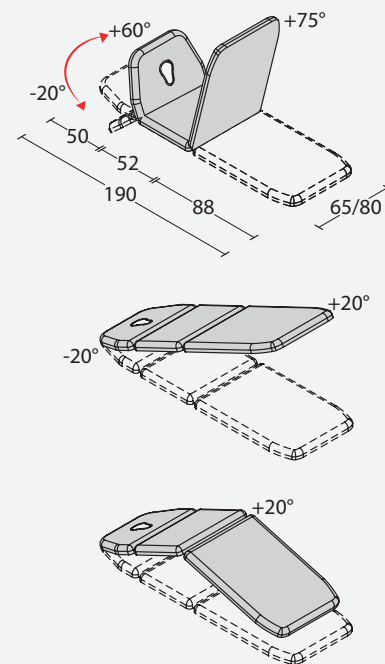
See colours and materials in the chart on the back cover flap.

ATENA | PROFESSIONAL

3-SECTION ELECTRICAL OR HYDRAULIC COUCH



Model shown Code 1111E10C1SV1 + Accessories Code 1211010



Trendelenburg position



Sitting position

TECHNICAL SPECIFICATIONS

Height adjustment	electrical or hydraulic 45-90 cm
Length	190 cm
Width	65 / 80 cm
Max. working load	200 kg
Headrest adjustment	with gas spring +60° -20°
Middle section adjustment	with gas spring +20°
Footrest adjustment	with gas spring +75°
Trendelenburg position	+20°
Breathing hole and bung	as standard
Padding and upholstery fire-resistance rating	1IM
Padding: density/thickness	30 (kg/m ³) / 4 cm
Lateral offset	17 cm
Weight	70 kg

ACCESSORIES	CODE	ACCESSORIES	CODE
Paper roll holder	1210010	Safety magnet	1211020
Four castors	1211010	Safety double click	1211030
Terry towel couch cover 65 cm	1210040	Swiss plug	1211040
Terry towel couch cover 80 cm	1210050	UK 3-pin plug	1211041
Double-ply paper roll	1210060		

ACCESSORIES AND VARIANTS see descriptions and pictures on page 105.

PARAMETRIC CODE




FRAME COLOUR



1
6

WIDTH



0
7



1
7

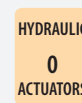
MOVEMENT



P1
8



C1
8



R0
8

PADDING



S
9



C
9

UPHOLSTERY



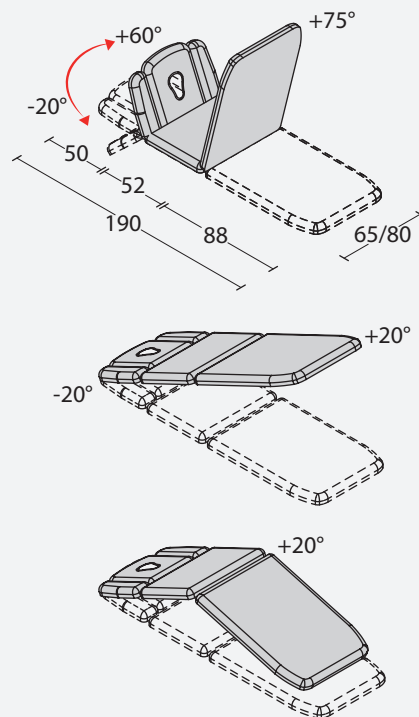
See colours and materials in the chart on the back cover flap.

EROS | PROFESSIONAL

5-SECTION ELECTRICAL OR HYDRAULIC COUCH



Model shown Code 1111F10C1SB1 + Accessories Code 1211010



Trendelenburg position

TECHNICAL SPECIFICATIONS

Height adjustment	electrical or hydraulic 45-90 cm
Length	190 cm
Width	65 / 80 cm
Max. working load	200 kg
Headrest adjustment	with gas spring +60° -20°
Armrests on headrest adjustment	manual
Middle section adjustment	with gas spring +20°
Footrest adjustment	with gas spring +75°
Trendelenburg position	+20°
Breathing hole and bung	as standard
Padding and upholstery fire-resistance rating	1IM
Padding: density/thickness	30 (kg/m ³) / 4 cm
Lateral offset	17 cm
Weight	70 kg

ACCESSORIES	CODE	ACCESSORIES	CODE
Paper roll holder	1210010	Safety magnet	1211020
Four castors	1211010	Safety double click	1211030
Terry towel couch cover 65 cm	1210040	Swiss plug	1211040
Terry towel couch cover 80 cm	1210050	UK 3-pin plug	1211041
Double-ply paper roll	1210060		

ACCESSORIES AND VARIANTS see descriptions and pictures on page 105.

PARAMETRIC CODE



FRAME COLOUR

RAL 9001

1
6

WIDTH



0
7

1
7

MOVEMENT

PEDAL
1
ACTUATOR

P1
8

ALL AROUND
1
ACTUATOR

C1
8

HYDRAULIC
0
ACTUATORS

R0
8

PADDING

STANDARD

S
9

COMFORT

C
9

UPHOLSTERY

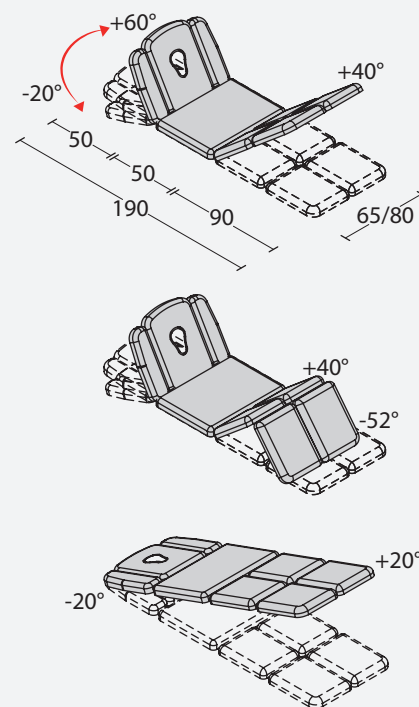
10 See colours and materials in the chart on the back cover flap.

IRIDE | PROFESSIONAL

8-SECTION ELECTRICAL OR HYDRAULIC COUCH



Model shown Code 1111G10C1SA1 + Accessories Code 1211010



TECHNICAL SPECIFICATIONS

Height adjustment	electrical or hydraulic 45-90 cm
Length	190 cm
Width	65 / 80 cm
Max. working load	200 kg
Headrest adjustment	with gas spring +60° -20°
Armrests on headrest adjustment	manual
Middle section adjustment	with gas spring +20°
Footrests adjustment	with gas spring +40° -52°
Trendelenburg position	+20°
Breathing hole and bung	as standard
Padding and upholstery fire-resistance rating	11M
Padding: density/thickness	30 (kg/m ³) / 4 cm
Lateral offset	17 cm
Weight	70 kg

ACCESSORIES	CODE	ACCESSORIES	CODE
Paper roll holder	1210010	Safety magnet	1211020
Four castors	1211010	Safety double click	1211030
Terry towel couch cover 65 cm	1210040	Swiss plug	1211040
Terry towel couch cover 80 cm	1210050	UK 3-pin plug	1211041
Double-ply paper roll	1210060		

ACCESSORIES AND VARIANTS see descriptions and pictures on page 105.

PARAMETRIC CODE



FRAME COLOUR



1
6

WIDTH



0
7

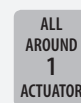


1
7

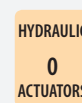
MOVEMENT



P1
8



C1
8



R0
8

PADDING



S
9



C
9

UPHOLSTERY

10

See colours and materials in the chart on the back cover flap.

AMALTHEA | PROFESSIONAL

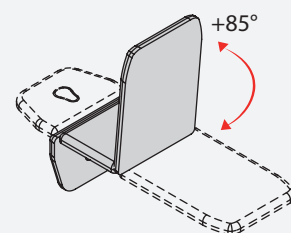
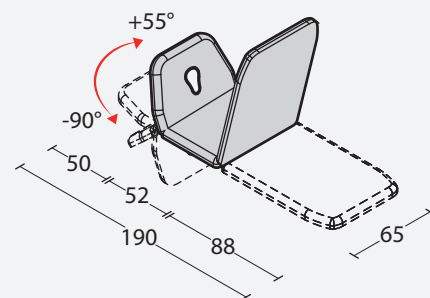
3-SECTION ELECTRICAL OR HYDRAULIC COUCH




Model shown Code 1111H10C1SG1 + Accessories Code 1211010



Sitting position



PARAMETRIC CODE



FRAME COLOUR



1
6

WIDTH



0
7

MOVEMENT



P1
8



C1
8



R0
8

PADDING



S
9



C
9

UPHOLSTERY

10

See colours and materials in the chart on the back cover flap.

TECHNICAL SPECIFICATIONS

Height adjustment	electrical or hydraulic 56-96 cm
Length	190 cm
Width	65 cm
Max. working load	200 kg
Headrest adjustment	with gas spring +55° -90°
Middle section	fixed
Footrest adjustment	with gas spring +85°
Breathing hole and bung	as standard
Padding and upholstery fire-resistance rating	1IM
Padding: density/thickness	30 (kg/m ³) / 4 cm
Lateral offset	17 cm
Weight	70 kg

ACCESSORIES

Paper roll holder	1210010
Four castors	1211010
Terry towel couch cover 65 cm	1210040
Double-ply paper roll	1210060

ACCESSORIES

Safety magnet	1211020
Safety double click	1211030
Swiss plug	1211040
UK 3-pin plug	1211041

ACCESSORIES AND VARIANTS see descriptions and pictures on page 105.



SIMPLE

F/SIOTECH






SIMPLE

EXAMINATION AND TREATMENT
COUCHES

SIMPLE SERIES

Couches characterized by a frame with a basic design but especially thought to have clearance for patient hoists.



ELETTRA 1 | SIMPLE

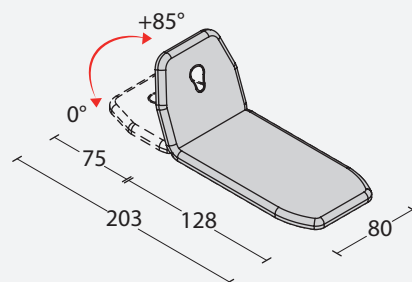
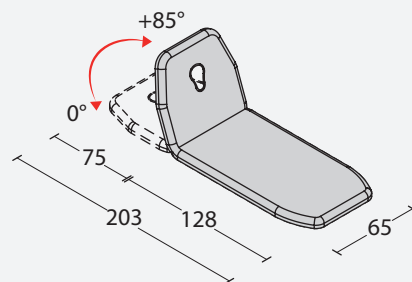
2-SECTION ELECTRICAL OR HYDRAULIC COUCH



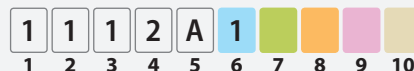
Model shown Code 1112A10R0SG3 + Accessories Code 1212010



Retractable castors



PARAMETRIC CODE



FRAME COLOUR



1
6

WIDTH



0
7



1
7

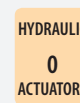
MOVEMENT



P1
8



C1
8



R0
8

PADDING



S
9



C
9

UPHOLSTERY

10

See colours and materials in the chart on the back cover flap.

TECHNICAL SPECIFICATIONS

Height adjustment	electrical or hydraulic 49-81 cm
Length	203 cm
Width	65 / 80 cm
Max. working load	200 kg
Headrest adjustment	with gas spring 0° +85°
Breathing hole and bung	as standard
Padding and upholstery fire-resistance rating	11M
Padding: density/thickness	30 (kg/m ³) / 4 cm
Lateral offset	35 cm
Under bed clearance	14,5 cm
Weight	60 kg

ACCESSORIES

Four castors	1212010
Paper roll holder	1210010
Collapsible cot sides	1210030
Terry towel couch cover 65 cm	1210040
Terry towel couch cover 80 cm	1210050

ACCESSORIES

Double-ply paper roll	1210060
Safety magnet	1212020
Safety double click	1212030
Swiss plug	1212040
UK 3-pin plug	1212041

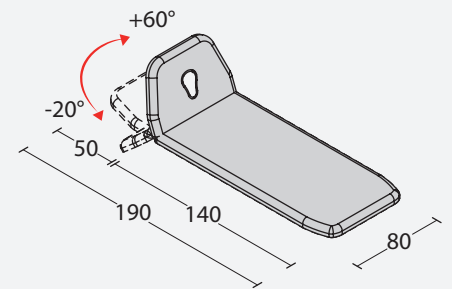
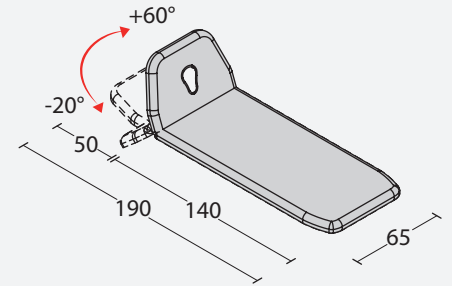
ACCESSORIES see descriptions and pictures on page 106.

ELETTRA 2 | SIMPLE

2-SECTION ELECTRICAL OR HYDRAULIC COUCH



Model shown Code 1112B10P1SB1 + Accessories Code 1212010



Comfort padding



Comfort padding

TECHNICAL SPECIFICATIONS

Height adjustment	electrical or hydraulic 49-81 cm
Length	190 cm
Width	65 / 80 cm
Max. working load	200 kg
Headrest adjustment	with gas spring +60° -20°
Breathing hole and bung	as standard
Padding and upholstery fire-resistance rating	1IM
Padding: density/thickness	30 (kg/m ³) / 4 cm
Lateral offset	35 cm
Under bed clearance	14,5 cm
Weight	60 kg

ACCESSORIES	CODE	ACCESSORIES	CODE
Four castors	1212010	Double-ply paper roll	1210060
Paper roll holder	1210010	Safety magnet	1212020
Collapsible cotsides	1210030	Safety double click	1212030
Terry towel couch cover 65 cm	1210040	Swiss plug	1212040
Terry towel couch cover 80 cm	1210050	UK 3-pin plug	1212041

ACCESSORIES see descriptions and pictures on page 106.

PARAMETRIC CODE



FRAME COLOUR

RAL 9001

1
6

WIDTH

65 cm

0
7

80 cm

1
7

MOVEMENT

PEDAL
1 ACTUATOR

P1
8

ALL AROUND
1 ACTUATOR

C1
8

HYDRAULIC
0 ACTUATORS

R0
8

PADDING

STANDARD

S
9

COMFORT

C
9

UPHOLSTERY

10

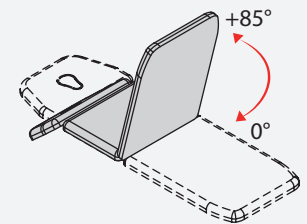
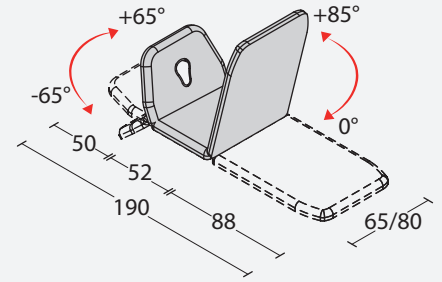
See colours and materials in the chart on the back cover flap.

ELETTRA 3 | SIMPLE

3-SECTION ELECTRICAL OR HYDRAULIC COUCH



Model shown Code 1112C10C1SG1 + Accessories Code 1212010




Sitting position



All around foot bar switch

PARAMETRIC CODE



FRAME COLOUR



1
6

WIDTH



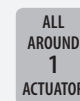
0
7

1
7

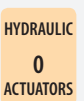
MOVEMENT



P1
8



C1
8



R0
8

PADDING



S
9



C
9

UPHOLSTERY

10

See colours and materials in the chart on the back cover flap.

TECHNICAL SPECIFICATIONS

Height adjustment	electrical or hydraulic 49-81 cm
Length	190 cm
Width	65 / 80 cm
Max. working load	200 kg
Headrest adjustment	with gas spring +65° -65°
Middle section	fixed
Footrest adjustment	with gas spring +85°
Breathing hole and bung	as standard
Padding and upholstery fire-resistance rating	1IM
Padding: density/thickness	30 (kg/m ³) / 4 cm
Lateral offset	35 cm
Under bed clearance	14,5 cm
Weight	60 kg

ACCESSORIES

Four castors	1212010
Paper roll holder	1210010
Terry towel couch cover 65 cm	1210040
Terry towel couch cover 80 cm	1210050
Double-ply paper roll	1210060

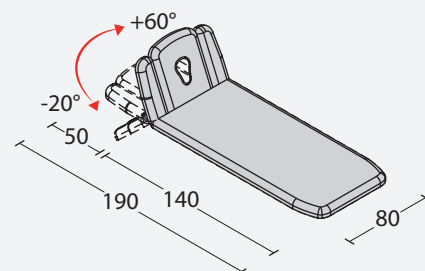
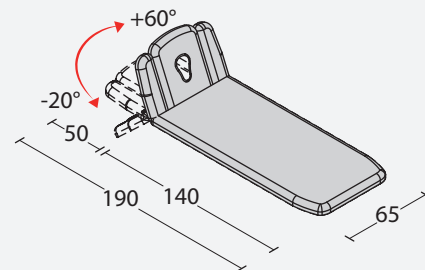
ACCESSORIES

Safety magnet	1212020
Safety double click	1212030
Swiss plug	1212040
UK 3-pin plug	1212041

ACCESSORIES see descriptions and pictures on page 106.

ELETTRA 4 | SIMPLE

4-SECTION ELECTRICAL OR HYDRAULIC COUCH



Model shown Code 1112D10P1SA1 + Accessories Code 1212010



Hydraulic control



Manual armrest adjustment

PARAMETRIC CODE



FRAME COLOUR



1
6

WIDTH



0
7

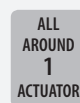


1
7

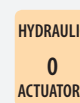
MOVEMENT



P1
8



C1
8



R0
8

PADDING



S
9



C
9

UPHOLSTERY

10

See colours and materials in the chart on the back cover flap.

TECHNICAL SPECIFICATIONS

Height adjustment	electrical or hydraulic 49-81 cm
Length	190 cm
Width	65 / 80 cm
Max. working load	200 kg
Headrest adjustment	with gas spring +60° -20°
Armrests on headrest adjustment	manual
Breathing hole and bung	as standard
Padding and upholstery fire-resistance rating	1IM
Padding: density/thickness	30 (kg/m ³) / 4 cm
Lateral offset	35 cm
Under bed clearance	14,5 cm
Weight	60 kg

ACCESSORIES

Four castors	1212010
Paper roll holder	1210010
Collapsible cot sides	1210030
Terry towel couch cover 65 cm	1210040
Terry towel couch cover 80 cm	1210050

ACCESSORIES

Double-ply paper roll	1210060
Safety magnet	1212020
Safety double click	1212030
Swiss plug	1212040
UK 3-pin plug	1212041


ACCESSORIES see descriptions and pictures on page 106.

BOBATH



FISIOTECH






BOBATH

COUCHES SUITABLE FOR
BOBATH CONCEPT

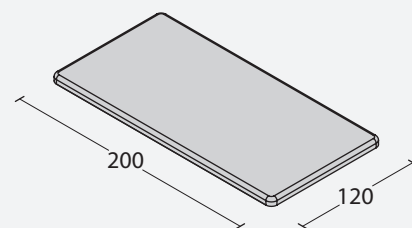
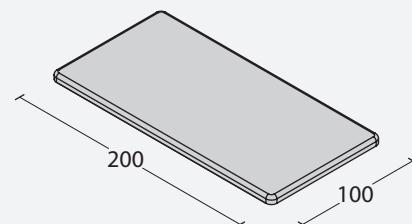
BOBATH SERIES

Large couches suitable
for treatment with Bobath
concept.



BOBATH 1 | BOBATH

1-SECTION ELECTRICAL COUCH



Model shown Code 1113A14P1NB1 + Accessories Code 1213010




Retractable castors



Collapsible cot sides

PARAMETRIC CODE



FRAME COLOUR



1
6

WIDTH



4
7

5
7

MOVEMENT



P1
8

PADDING



N
9

Without breathing hole.

UPHOLSTERY



10

See colours and materials in the chart on the back cover flap.

TECHNICAL SPECIFICATIONS

Height adjustment	electrical 47-80 cm
Length	200 cm
Width	100 / 120 cm
Max. working load	200 kg
Padding and upholstery fire-resistance rating	11M
Padding: density/thickness	30 (kg/m ³) / 4 cm
Lateral offset	32 cm
Under bed clearance	17 cm
Weight	70 kg

ACCESSORIES

Four castors	1213010
Double foot pedal	1213030
Collapsible cot sides	1210030
Safety magnet	1213040

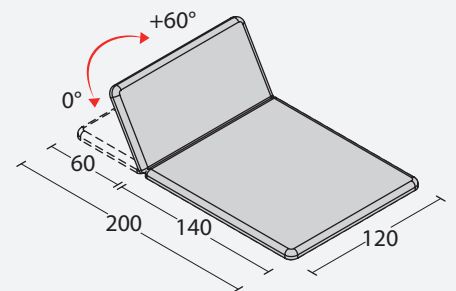
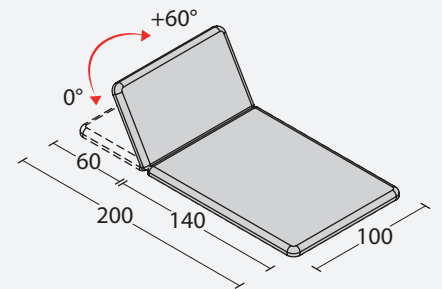
ACCESSORIES

Safety double click	1213050
Swiss plug	1213060
UK 3-pin plug	1213061

ACCESSORIES AND VARIANTS see descriptions and pictures on page 107.

BOBATH 2 PLUS | BOBATH

2-SECTION ELECTRICAL COUCH



Model shown Code 1113B15P1NV1 + Accessories Code 1213010



Headrest adjustment with gas spring



Retractable castors

PARAMETRIC CODE



FRAME COLOUR



1
6

WIDTH



4
7

5
7

MOVEMENT



1



8

PADDING



Without breathing hole.

N
9

UPHOLSTERY



10

See colours and materials in the chart on the back cover flap.

TECHNICAL SPECIFICATIONS

Height adjustment	electrical 47-80 cm
Length	200 cm
Width	100 / 120 cm
Max. working load	200 kg
Headrest adjustment	with gas spring +60°
Padding and upholstery fire-resistance rating	11M
Padding: density/thickness	30 (kg/m ³) / 4 cm
Lateral offset	32 cm
Under bed clearance	17 cm
Weight	70 kg

ACCESSORIES

Four castors	1213010
Double foot pedal	1213030
Collapsible cot sides	1210030
Safety magnet	1213040

ACCESSORIES

Safety double click	1213050
Swiss plug	1213060
UK 3-pin plug	1213061

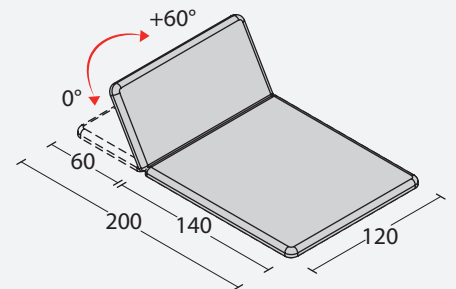
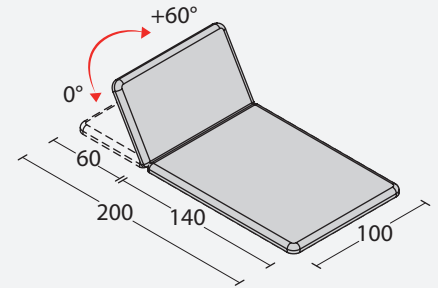
ACCESSORIES AND VARIANTS see descriptions and pictures on page 107.

BOBATH 2 | BOBATH

2-SECTION ELECTRICAL COUCH



Model shown Code 1113C14P1NB1 + Accessories Code 1213010

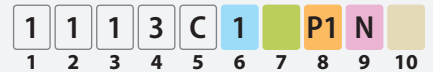


Manual headrest adjustment



Retractable castors

PARAMETRIC CODE



FRAME COLOUR



1
6

WIDTH



4
7



5
7

MOVEMENT



P1
8

PADDING



Without breathing hole.

N
9

UPHOLSTERY



See colours and materials in the chart on the back cover flap.

TECHNICAL SPECIFICATIONS

Height adjustment	electrical 47-80 cm
Length	200 cm
Width	100 / 120 cm
Max. working load	200 kg
Headrest adjustment	manual +60°
Padding and upholstery fire-resistance rating	1IM
Padding: density/thickness	30 (kg/m ³) / 4 cm
Lateral offset	32 cm
Under bed clearance	17 cm
Weight	70 kg

ACCESSORIES

ACCESSORIES	CODE
Four castors	1213010
Double foot pedal	1213030
Collapsible cot sides	1210030
Safety magnet	1213040

ACCESSORIES

ACCESSORIES	CODE
Safety double click	1213050
Swiss plug	1213060
UK 3-pin plug	1213061

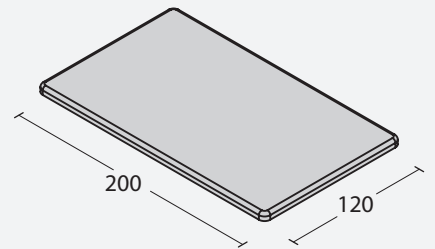
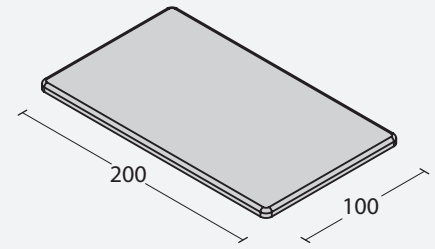
ACCESSORIES AND VARIANTS see descriptions and pictures on page 107.

TITAN 1 | BOBATH

1-SECTION ELECTRICAL COUCH



Model shown Code 1113D15P1NB1 + Accessories Code 1213020



Retractable castors


PARAMETRIC CODE



FRAME COLOUR



WIDTH



MOVEMENT



PADDING



Without breathing hole.



UPHOLSTERY



See colours and materials in the chart on the back cover flap.

TECHNICAL SPECIFICATIONS

Height adjustment	electrical 49-90 cm
Length	200 cm
Width	100 / 120 cm
Max. working load	350 kg
Padding and upholstery fire-resistance rating	1IM
Padding: density/thickness	30 (kg/m ³) / 4 cm
Lateral offset	30 cm
Under bed clearance	15 cm
Weight	100 kg

ACCESSORIES

Four castors	1213020
Double foot pedal	1213030
Collapsible cot sides	1210030
Safety magnet	1213040

ACCESSORIES

Safety double click	1213050
Swiss plug	1213060
UK 3-pin plug	1213061

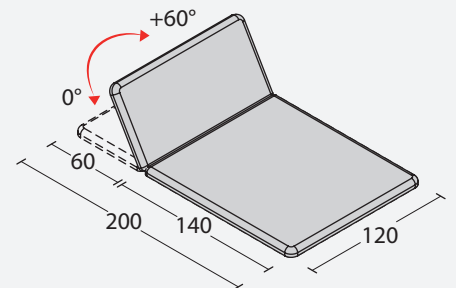
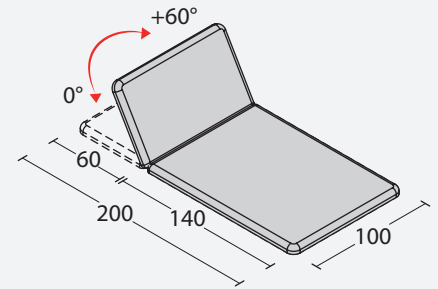
ACCESSORIES AND VARIANTS see descriptions and pictures on page 107.

TITAN 2 | BOBATH

2-SECTION ELECTRICAL COUCH



Model shown Code 1113E15P1NB1 + Accessories Code 1213020



Headrest adjustment with gas spring



Frame with max working load of 350 kg

PARAMETRIC CODE



FRAME COLOUR



1
6

WIDTH



4
7

5
7

MOVEMENT



1
ACTUATOR

P1
8

PADDING



Without breathing hole.

N
9

UPHOLSTERY

10

See colours and materials in the chart on the back cover flap.

TECHNICAL SPECIFICATIONS

Height adjustment	electrical 49-90 cm
Length	200 cm
Width	100 / 120 cm
Max. working load	350 kg
Headrest adjustment	with gas spring +60°
Padding and upholstery fire-resistance rating	1IM
Padding: density/thickness	30 (kg/m ³) / 4 cm
Lateral offset	30 cm
Under bed clearance	15 cm
Weight	100 kg

ACCESSORIES

Four castors	1213020
Double foot pedal	1213030
Collapsible cot sides	1210030
Safety magnet	1213040

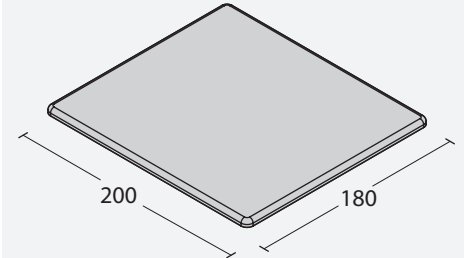
ACCESSORIES

Safety double click	1213050
Swiss plug	1213060
UK 3-pin plug	1213061

ACCESSORIES AND VARIANTS see descriptions and pictures on page 107.

TITAN 1L | BOBATH

1-SECTION ELECTRICAL COUCH



Model shown Code 1113F16P1NB1 + Accessories Code 1213021



Retractable castors



PARAMETRIC CODE



FRAME COLOUR



1
6

WIDTH



6
7

MOVEMENT



P1
8

PADDING



Without breathing hole.

N
9

UPHOLSTERY



See colours and materials in the chart on the back cover flap.

TECHNICAL SPECIFICATIONS

Height adjustment	electrical 49-90 cm
Length	200 cm
Width	180 cm
Max. working load	250 kg
Padding and upholstery fire-resistance rating	11M
Padding: density/thickness	30 (kg/m ³) / 4 cm
Lateral offset	30 cm
Under bed clearance	15 cm
Weight	100 kg

ACCESSORIES

Four castors	1213021
Double foot pedal	1213030
Collapsible cot sides	1210030
Safety magnet	1213040

ACCESSORIES

Safety double click	1213050
Swiss plug	1213060
UK 3-pin plug	1213061

ACCESSORIES AND VARIANTS see descriptions and pictures on page 107.

ADE | BOBATH

1-SECTION FIXED-HEIGHT COUCH



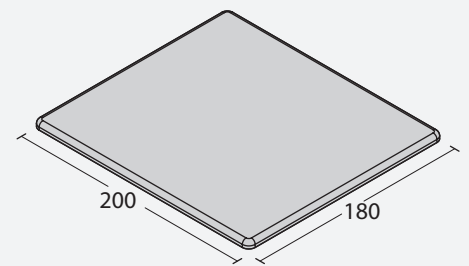
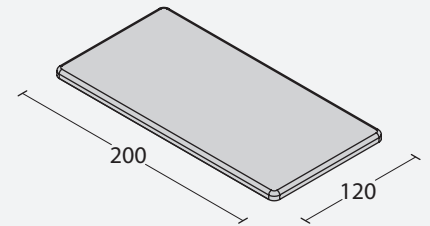
Model shown Code 1113R15S0NV1



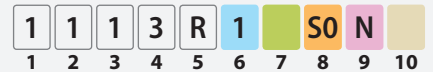
Adjustable foot



Model shown Code 1113R16S0NB1



PARAMETRIC CODE



FRAME COLOUR



1
6

WIDTH



5
7



6
7

MOVEMENT



SO
8

PADDING



Without breathing hole.

N
9

UPHOLSTERY

10

See colours and materials in the chart on the back cover flap.

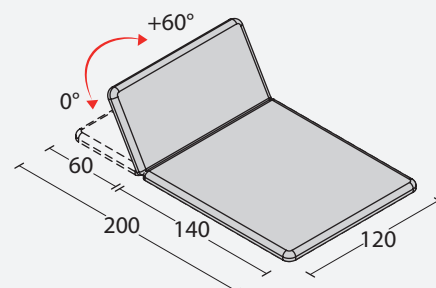
TECHNICAL SPECIFICATIONS

Fixed height	50 cm
Length	200 cm
Width	120 / 180 cm
Max. working load	200 kg
Adjustable foot	
Padding and upholstery fire-resistance rating	1IM
Padding: density/thickness	30 (kg/m ³) / 4 cm
Weight	50 kg

ACCESSORIES AND VARIANTS see descriptions and pictures on page 107.

ADE 2 | BOBATH

2-SECTION FIXED-HEIGHT COUCH



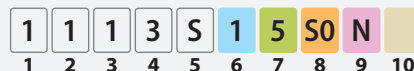
Model shown Code 1113S15S0NB1



Manual headrest adjustment



PARAMETRIC CODE



FRAME COLOUR



1
6

WIDTH



5
7

MOVEMENT



S0
8

PADDING



Without breathing hole.

N
9

UPHOLSTERY

10

See colours and materials in the chart on the back cover flap.

TECHNICAL SPECIFICATIONS

Fixed height	50 cm
Length	200 cm
Width	120 cm
Max. working load	200 kg
Headrest adjustment	manual +60°
Adjustable foot	
Padding and upholstery fire-resistance rating	1IM
Padding: density/thickness	30 (kg/m ³) / 4 cm
Weight	50 kg

ACCESSORIES AND VARIANTS see descriptions and pictures on page 107.

The background is a warm, golden-brown gradient. It is populated with numerous organic, pill-shaped forms in two colors: a muted sage green and a rich, dark brown. These shapes are scattered across the page, some overlapping, creating a sense of movement and depth. The word "TRACTION" is centered in the middle of the page in a large, white, sans-serif font.

TRACTION

FISIOTECH



The background of the page is filled with numerous organic, blob-like shapes in two colors: a muted sage green and a mustard yellow. These shapes are scattered across the white background, some overlapping, and each has a subtle drop shadow, giving them a three-dimensional appearance. The shapes vary in size and orientation, creating a dynamic and textured visual field.

TRACTION

TRACTION COUCHES

TRACTION SERIES

Specific couches for lumbar and cervical traction with or without traction unit.



ADONE | TRACTION

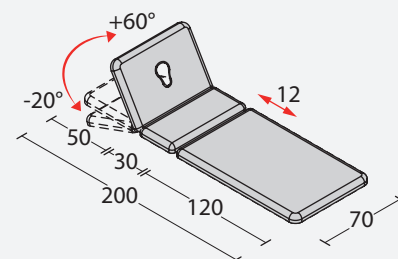
3-SECTION ELECTRICAL COUCH



Model shown Code 1114A12P1SV1



Traction unit not supplied



SUPPLIED



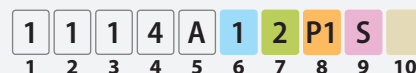
TECHNICAL SPECIFICATIONS

Height adjustment	electrical 55-86 cm
Length	200 cm
Width	70 cm
Max. working load	200 kg
Headrest adjustment	with gas spring +60° -20°
Middle section	fixed
Main section	sliding by 12 cm
Chromed supports	as standard
With 4 castors	Ø 75 cm
Breathing hole and bung	as standard
Padding and upholstery fire-resistance rating	11M
Padding: density/thickness	30 (kg/m ³) / 4 cm
Lateral offset	32 cm
Under bed clearance	12 cm
Weight	70 kg

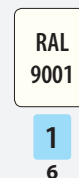
ACCESSORIES	CODE	ACCESSORIES	CODE
Safety magnet	1214050	Swiss plug	1214070
Safety double click	1214060	UK 3-pin plug	1214071

ACCESSORIES see descriptions and pictures on page 108.

PARAMETRIC CODE



FRAME COLOUR



WIDTH



MOVEMENT



PADDING



UPHOLSTERY



See colours and materials in the chart on the back cover flap.

DAFNE | TRACTION

2-SECTION FIXED-HEIGHT COUCH



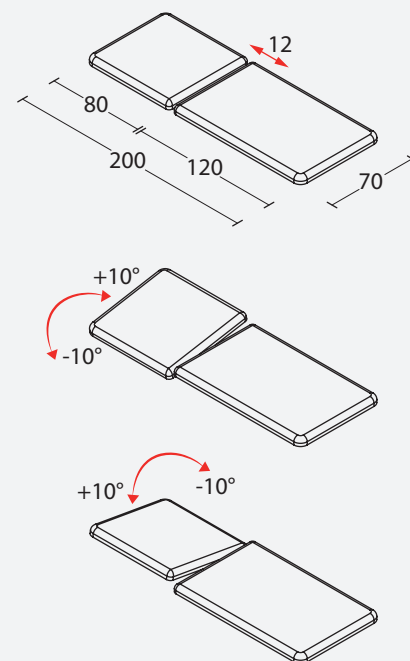
Model shown Code 1114B12S0NB1

SUPPLIED




TECHNICAL SPECIFICATIONS

Fixed height	65 cm
Length	200 cm
Width	70 cm
Max. working load	200 kg
Backrest tilt	10°
Main section	sliding by 12 cm
Adjustable feet	
Padding and upholstery fire-resistance rating	1IM
Padding: density/thickness	30 (kg/m ³) / 4 cm
Weight	70 kg



PARAMETRIC CODE



FRAME COLOUR



1
6

WIDTH



2
7

MOVEMENT



S0
8

PADDING



Without breathing hole.

N
9

UPHOLSTERY

10

See colours and materials in the chart on the back cover flap.

ACCESSORIES see descriptions and pictures on page 108.

ADONE - DAFNE

The accessories on this page are all included in Adone and Dafne couches.

You can reorder them separately, too, and specify when appropriate the upholstery colour.



Code 1415408
WEDGE CUSHION
dimensions 45x45x15 cm



Code 1415601
TRAPEZOID CUSHION
dimensions 40x50x30 cm



Code 1415201
HALF-ROLL CUSHION
dimensions 30x16x8 cm



Code 1214010
SMALL THORACIC HARNESS
min/max width 60/100 cm



Code 1214020
LARGE THORACIC HARNESS
min/max width 70/130 cm



Code 1214030
SMALL PELVIC HARNESS
min/max width 60/100 cm



Code 1214040
LARGE PELVIC HARNESS
min/max width 70/130 cm



Code 1216021
HEAD HALTER



Code 1216023
SPREAD BAR




Code 1214035
SPREADER BAR

The word "TILT" in a large, white, sans-serif font, centered on the page. The background is a gradient of red and orange, with numerous semi-transparent triangles of various sizes and orientations scattered across the surface.

TILT

FISIOTECH






TILT

TILT TABLES

TILT SERIES

Static supine therapy tables
with electrically adjustable tilt
up to 90°.




NETTUNO | TILT

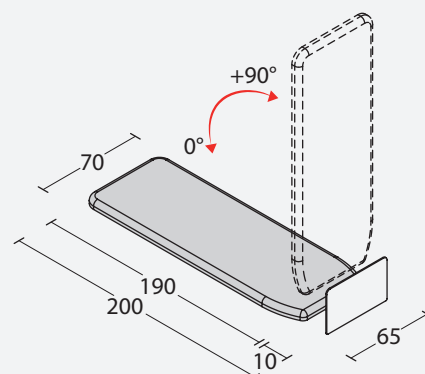
1-SECTION TILT TABLE



Model shown Code 1115A30H1NB2



Axillary supports



TECHNICAL SPECIFICATIONS

Fixed height	50 cm
Upholstery dimensions	190 x 65 cm
Overall dimensions	200 x 70 cm
Max. working load	150 kg
Angle adjustment	electrical 0° +90°
Complete with emergency lever for actuator unlocking	
Complete with four swivel castors, of which two locking	Ø 12,5 cm
Complete with safety straps	3
Footboard	fixed
Padding and upholstery fire-resistance rating	1IM
Padding: density/thickness	30 (kg/m ³) / 4 cm
Under bed clearance	15 cm
Weight	70 kg

ACCESSORIES

ACCESSORIES	CODE
Axillary supports	1215030
Padded patient restraint	1215040
10 cm safety strap	1215050
Patient table	1215060

ACCESSORIES

ACCESSORIES	CODE
Safety magnet	1215070
Safety double click	1215080
Swiss plug	1215090
UK 3-pin plug	1215091

PARAMETRIC CODE

1	1	1	5	A	3	0	H1	N	
1	2	3	4	5	6	7	8	9	10

FRAME COLOUR

RAL
7035

3
6

WIDTH

65
cm

0
7

MOVEMENT

HAND CONTROL

1
ACTUATOR

H1
8

PADDING



Without breathing hole.

N
9

UPHOLSTERY

10

See colours and materials in the chart on the back cover flap.

ACCESSORIES AND VARIANTS see descriptions and pictures on page 109.

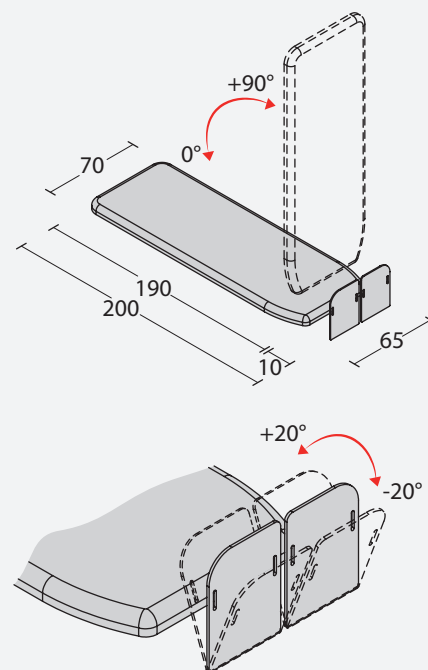
GIASONE | TILT

1-SECTION TILT TABLE



Model shown Code 1115B30H1NB1

Independent footboards



TECHNICAL SPECIFICATIONS

Fixed height	50 cm
Upholstery dimensions	190 x 65 cm
Overall dimensions	200 x 70 cm
Max. working load	150 kg
Angle adjustment	electrical 0° +90°
Complete with emergency lever for actuator unlocking	
Complete with four swivel castors, of which two locking	Ø 12,5 cm
Complete with safety straps	3
Independent footboards adjustment	manual +20° -20°
Padding and upholstery fire-resistance rating	1IM
Padding: density/thickness	30 (kg/m ³) / 4 cm
Under bed clearance	15 cm
Weight	70 kg

ACCESSORIES

ACCESSORIES	CODE
Axillary supports	1215030
Padded patient restraint	1215040
10 cm safety strap	1215050
Patient table	1215060

ACCESSORIES

ACCESSORIES	CODE
Safety magnet	1215070
Safety double click	1215080
Swiss plug	1215090
UK 3-pin plug	1215091

PARAMETRIC CODE

1	1	1	5	B	3	0	H1	N	
1	2	3	4	5	6	7	8	9	10

FRAME COLOUR

RAL
7035

3
6

WIDTH

65
cm

0
7

MOVEMENT

HAND CONTROL

1

ACTUATOR

H1

8

PADDING



Without breathing hole.

N

9

UPHOLSTERY

10

See colours and materials in the chart on the back cover flap.

ACCESSORIES AND VARIANTS see descriptions and pictures on page 109.

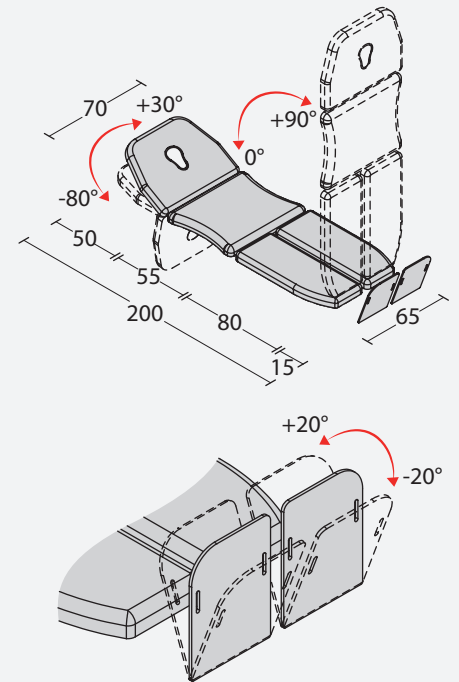
URANO | TILT

4-SECTION TILT TABLE



Patient table

Model shown Code 1115C30H1SV1
+ Accessories Code 1215060



TECHNICAL SPECIFICATIONS

Fixed height	50 cm
Upholstery dimensions	190 x 65 cm
Overall dimensions	200 x 70 cm
Max. working load	150 kg
Angle adjustment	electrical 0° +90°
Headrest adjustment	with gas spring +30° -80°
Complete with emergency lever for actuator unlocking	
Complete with four swivel castors, of which two locking	Ø 12,5 cm
Complete with safety straps	5
Complete with axillary supports	2
Independent footboards adjustment	manual +20° -20°
Breathing hole and bung	as standard
Padding and upholstery fire-resistance rating	11M
Padding: density/thickness	30 (kg/m ³) / 4 cm
Under bed clearance	15 cm
Weight	70 kg


ACCESSORIES

ACCESSORIES	CODE
Padded patient restraint	1215040
10 cm safety strap	1215050
Patient table	1215060
Safety magnet	1215070

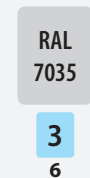
ACCESSORIES

ACCESSORIES	CODE
Safety double click	1215080
Swiss plug	1215090
UK 3-pin plug	1215091

PARAMETRIC CODE



FRAME COLOUR



WIDTH



MOVEMENT



PADDING



UPHOLSTERY

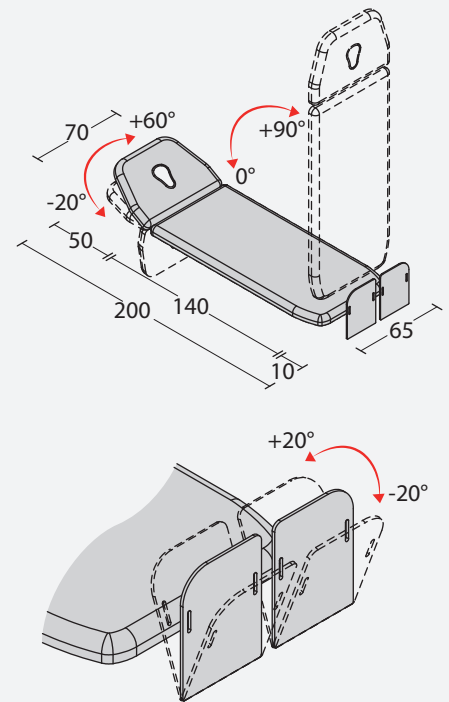


See colours and materials in the chart on the back cover flap.

ACCESSORIES AND VARIANTS see descriptions and pictures on page 109.

EMERA | TILT

2-SECTION TILT TABLE



Model shown Code 1115D30H2SA1

Patient table

TECHNICAL SPECIFICATIONS

Height adjustment	electrical 54-96 cm
Upholstery dimensions	190 x 65 cm
Overall dimensions	200 x 70 cm
Max. working load	150 kg
Angle adjustment	electrical 0° +90°
Headrest adjustment	with gas spring +60° -20°
Complete with emergency lever for actuator unlocking	
Complete with four swivel castors, of which two locking	Ø 10 cm
Complete with safety straps	3
Complete with patient table	
Independent footboards adjustment	manual +20° -20°
Breathing hole and bung	as standard
Padding and upholstery fire-resistance rating	11M
Padding: density/thickness	30 (kg/m ³) / 4 cm
Lateral offset	none
Under bed clearance	15 cm
Weight	70 kg

ACCESSORIES	CODE	ACCESSORIES	CODE
Axillary supports	1215030	Safety double click	1215080
Padded patient restraint	1215040	Swiss plug	1215090
10 cm safety strap	1215050	UK 3-pin plug	1215091
Safety double click	1215070		

PARAMETRIC CODE

1	1	1	5	D	3	0	H2	S	
1	2	3	4	5	6	7	8	9	10

FRAME COLOUR

RAL
7035
3
6

WIDTH

65 cm
0
7

MOVEMENT

HAND CONTROL
2
ACTUATORS
H2
8

PADDING

STANDARD
S
9

UPHOLSTERY

	See colours and materials in the chart on the back cover flap.
10	

ACCESSORIES AND VARIANTS see descriptions and pictures on page 109.

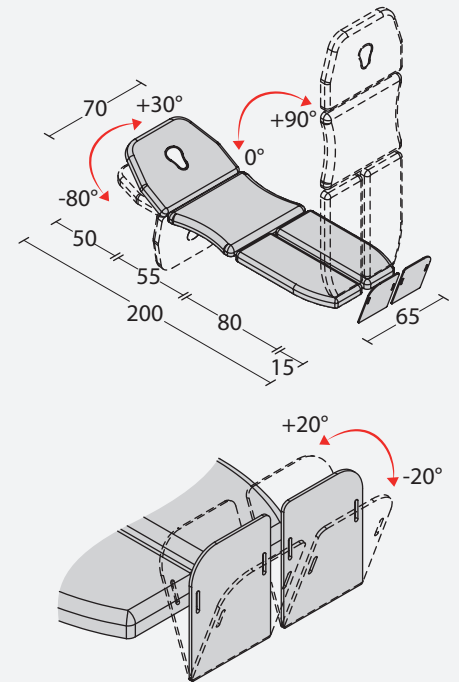
ULISSE | TILT

4-SECTION TILT TABLE



Model shown Code 1115F30H2SB1
+ Accessories Code 1215030 and 1215060

Patient table and axillary supports



TECHNICAL SPECIFICATIONS

Height adjustment	electrical 54-96 cm
Upholstery dimensions	190 x 65 cm
Overall dimensions	200 x 70 cm
Max. working load	150 kg
Angle adjustment	electrical 0° +90°
Headrest adjustment	with gas spring +30° -80°
Complete with emergency lever for actuator unlocking	
Complete with four swivel castors, of which two locking	Ø 10 cm
Complete with safety straps	5
Independent footboards adjustment	manual +20° -20°
Breathing hole and bung	as standard
Padding and upholstery fire-resistance rating	1IM
Padding: density/thickness	30 (kg/m ³) / 4 cm
Lateral offset	none
Under bed clearance	15 cm
Weight	70 kg

ACCESSORIES	CODE	ACCESSORIES	CODE
Axillary supports	1215030	Safety magnet	1215070
Padded patient restraint	1215040	Safety double click	1215080
10 cm safety strap	1215050	Swiss plug	1215090
Patient table	1215060	UK 3-pin plug	1215091

PARAMETRIC CODE



FRAME COLOUR

RAL
7035

3
6

WIDTH

65
cm

0
7

MOVEMENT

HAND CONTROL
2
ACTUATORS

H2
8

PADDING

STANDARD



S
9

UPHOLSTERY

10

See colours and materials in the chart on the back cover flap.

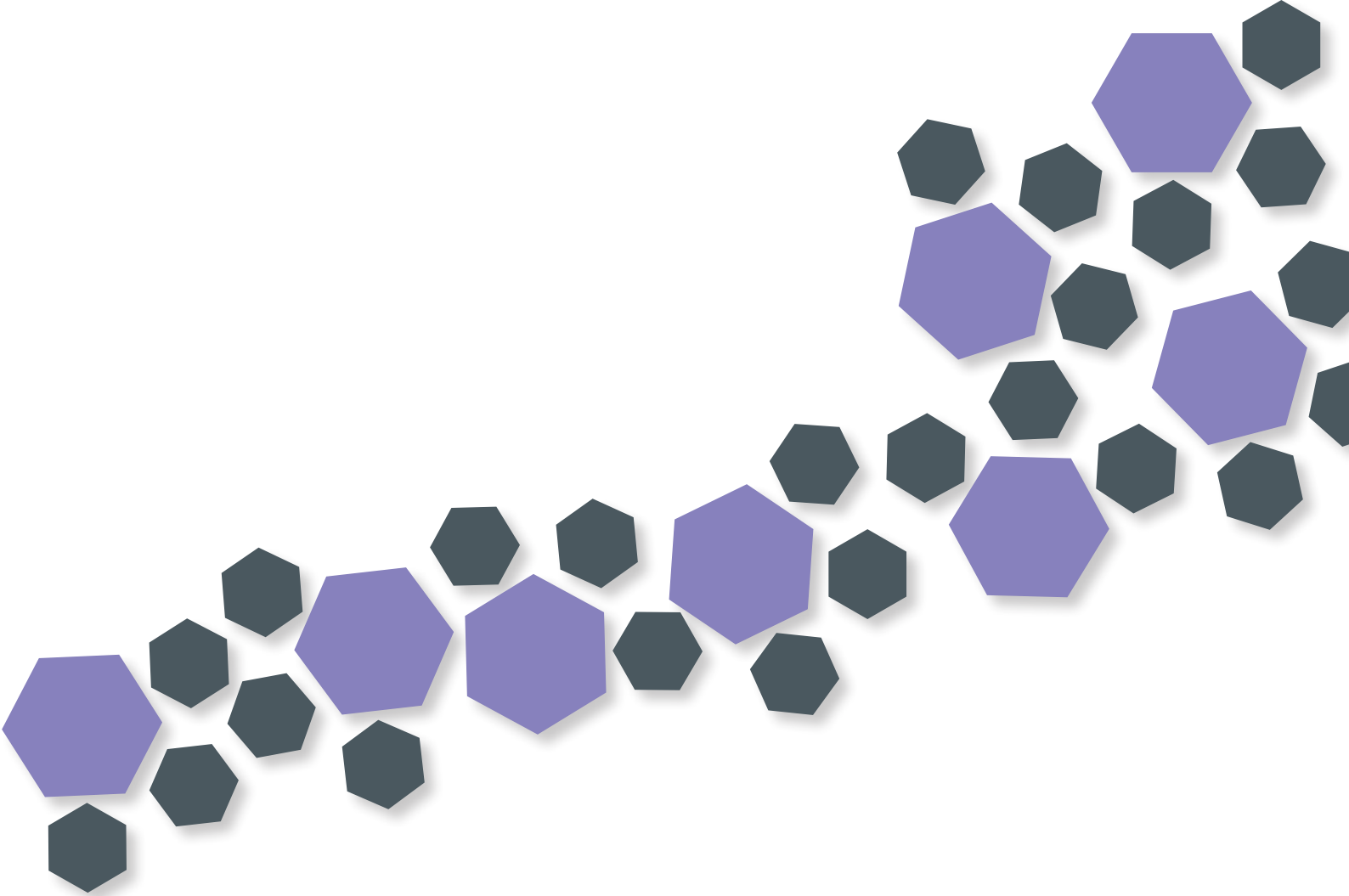
ACCESSORIES AND VARIANTS see descriptions and pictures on page 109.

A decorative pattern of hexagons in various shades of purple and black, arranged in a curved, wave-like shape across the top and bottom of the page. The background is a light blue gradient.

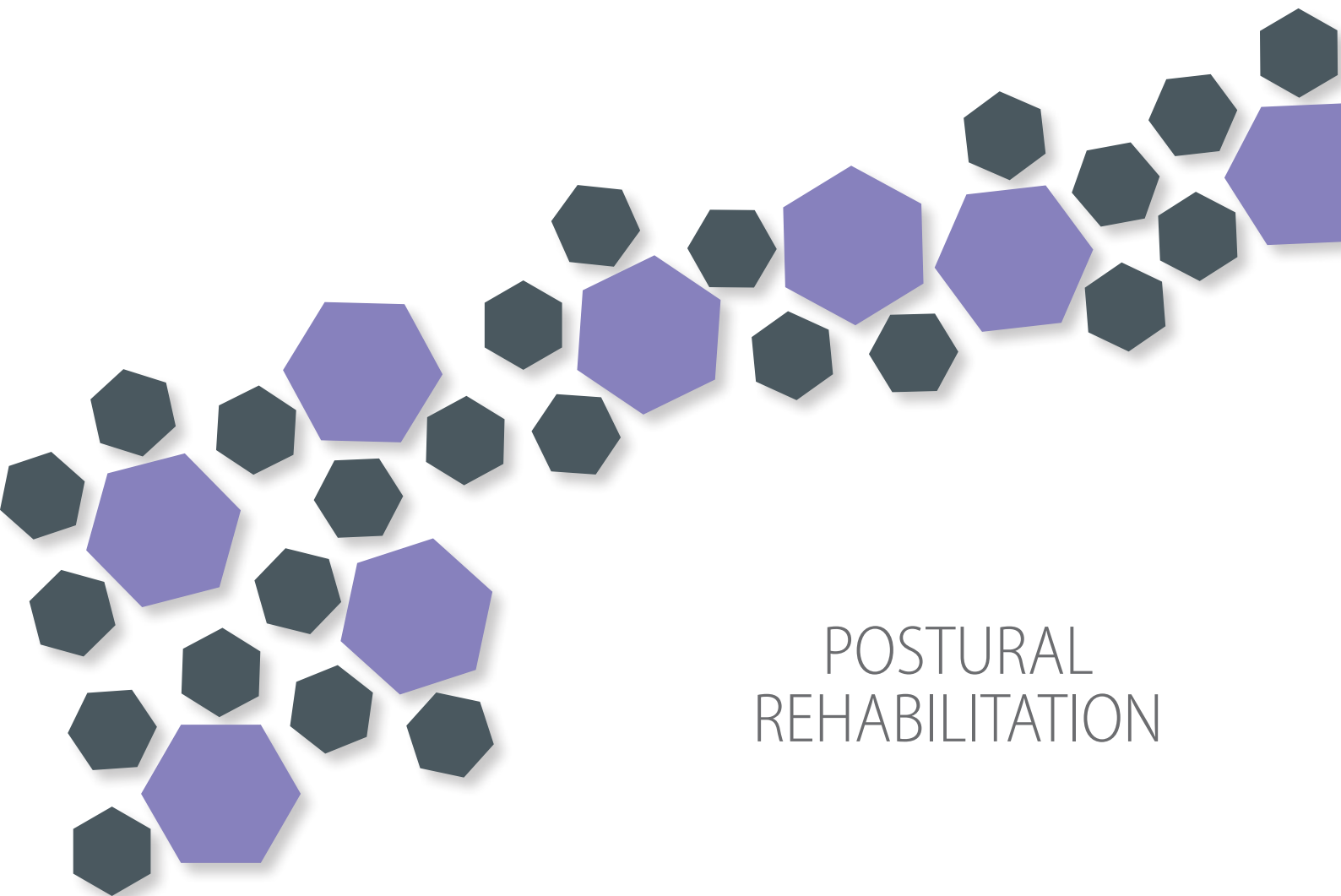
POSTURAL

FISIOTECH





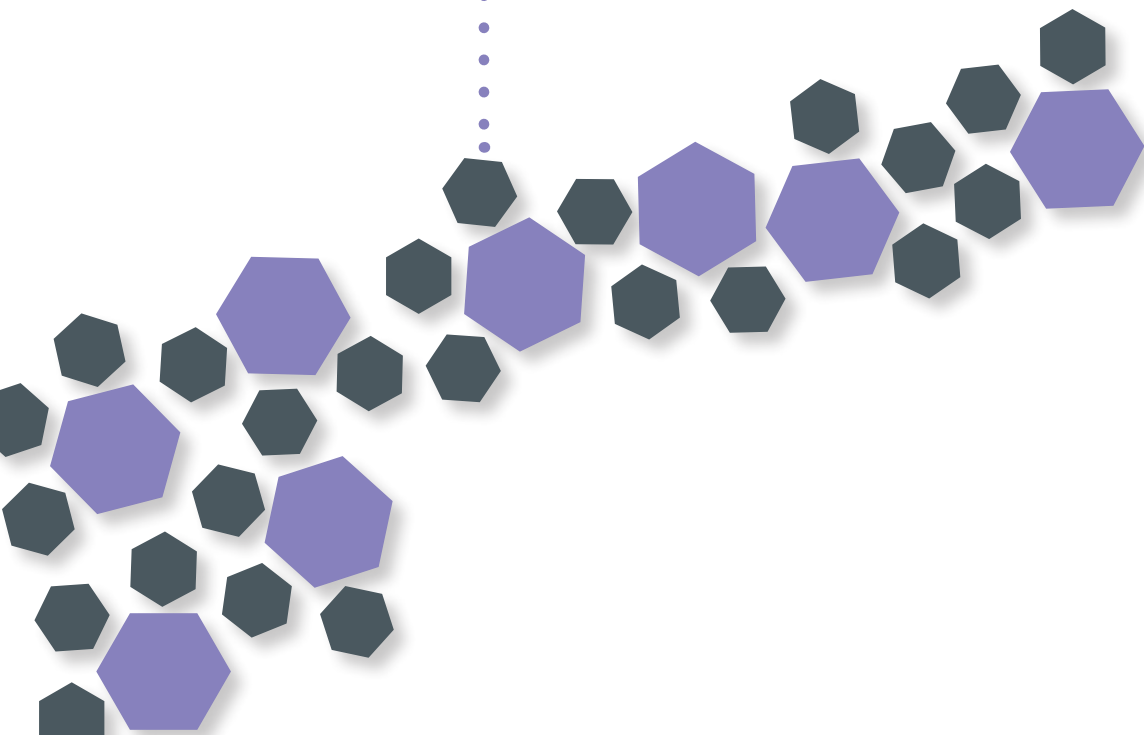
POSTURAL



POSTURAL
REHABILITATION

POSTURAL SERIES

Couches designed for
postural rehabilitation
treatments.



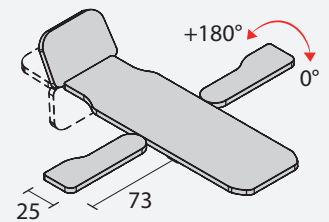
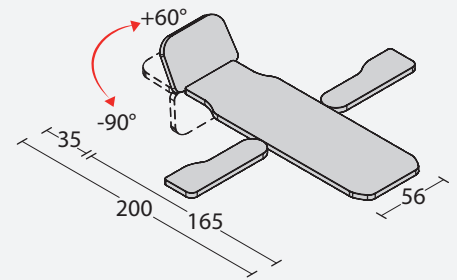
POSEIDONE | POSTURAL



4-SECTION ELECTRICAL OR HYDRAULIC COUCH



Model shown Code 1117A39C1NB1 + Accessories Code 1218020



TECHNICAL SPECIFICATIONS

Height adjustment	electrical or hydraulic 56-100 cm
Length	200 cm
Width	56 cm
Max. working load	200 kg
Sliding lateral armrests rotating by	180°
Footrest adjustment	with gas spring +60° -90°
Padding and upholstery fire-resistance rating	11M
Padding: density/thickness	100 (kg/m ³) / 1 cm
Lateral offset	none
Under bed clearance	12 cm
Weight	70 kg

ACCESSORIES	CODE	ACCESSORIES	CODE
Height-adjustable pole + rope + ankle strap	1215010	Safety magnet	1217010
Paper roll holder	1218010	Safety double click	1217020
Four castors	1218020	Swiss plug	1217030
Double-ply paper roll	1210060	UK 3-pin plug	1217031

ACCESSORIES AND VARIANTS see descriptions and pictures on page 110.

PARAMETRIC CODE

1	1	1	7	A	3	9		N	
1	2	3	4	5	6	7	8	9	10

FRAME COLOUR

RAL 7035
3
6

WIDTH

56 cm
9
7

MOVEMENT

PEDAL 1 ACTUATOR	ALL AROUND 1 ACTUATOR	ALUM. ALL AROUND 1 ACTUATOR	HYDRAULIC 0 ACTUATORS
P1	C1	A1	R0
8	8	8	8

PADDING

	Without breathing hole.
N	
9	

UPHOLSTERY

10	See colours and materials in the chart on the back cover flap.
----	--

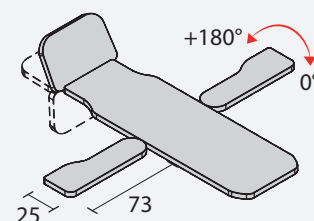
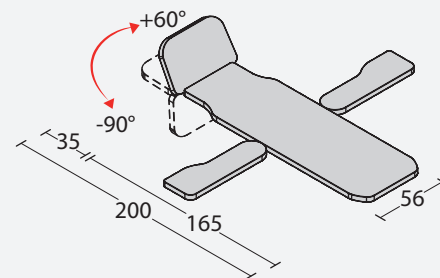
POSEIDONE 2 | POSTURAL CE



4-SECTION FIXED-HEIGHT COUCH



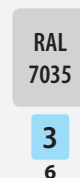
Model shown Code 1117E39S0NB1



PARAMETRIC CODE



FRAME COLOUR



WIDTH



MOVEMENT



PADDING



UPHOLSTERY



See colours and materials in the chart on the back cover flap.

TECHNICAL SPECIFICATIONS

Fixed height	74 cm
Length	200 cm
Width	56 cm
Max. working load	180 kg
Sliding lateral armrests rotating by	180°
Footrest adjustment	with gas spring +60° -90°
Padding and upholstery fire-resistance rating	1IM
Padding: density/thickness	100 (kg/m ³) / 1 cm
Weight	60 kg

ACCESSORIES

Height-adjustable pole + rope + ankle strap	1215010
Paper roll holder	1218010

ACCESSORIES

Double-ply paper roll	1210060
-----------------------	---------

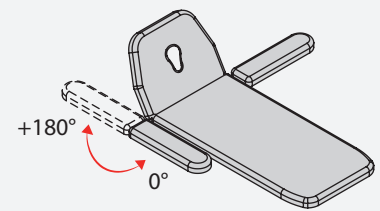
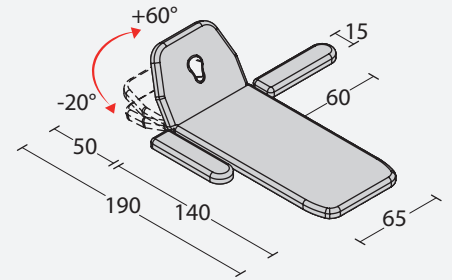
ACCESSORIES AND VARIANTS see descriptions and pictures on page 110.

IRIS | POSTURAL

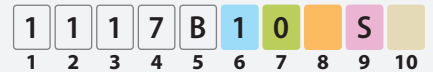
4-SECTION ELECTRICAL OR HYDRAULIC COUCH



Model shown Code 1117B10C1SB1 + Accessories Code 1211010



PARAMETRIC CODE



FRAME COLOUR



1
6

WIDTH



0
7

MOVEMENT



P1
8



C1
8



R0
8

PADDING

STANDARD



S
9

UPHOLSTERY



10

See colours and materials in the chart on the back cover flap.

TECHNICAL SPECIFICATIONS

Height adjustment	electrical or hydraulic 45-90 cm
Length	190 cm
Width	65 cm
Max. working load	200 kg
Headrest adjustment	with gas spring +60° -20°
Sliding lateral armrests rotating by	180°
Breathing hole and bung	as standard
Padding and upholstery fire-resistance rating	1IM
Padding: density/thickness	30 (kg/m ³) / 4 cm
Lateral offset	17 cm
Weight	70 kg

ACCESSORIES

Height-adjustable pole + rope + ankle strap	1215010
Paper roll holder	1210010
Four castors	1211010
Double-ply paper roll	1210060

ACCESSORIES

Safety magnet	1217010
Safety double click	1217020
Swiss plug	1217030
UK 3-pin plug	1217031

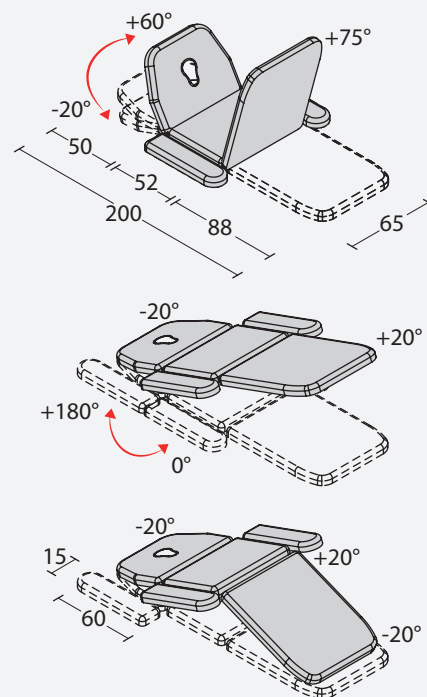
ACCESSORIES AND VARIANTS see descriptions and pictures on page 110.

NIKE | POSTURAL

5-SECTION ELECTRICAL OR HYDRAULIC COUCH



Model shown Code 1117C10C1SN1 + Accessories Code 1211010



TECHNICAL SPECIFICATIONS

Height adjustment	electrical or hydraulic 45-90 cm
Length	190 cm
Width	65 cm
Max. working load	200 kg
Headrest adjustment	with gas spring +60° -20°
Armrests adjustment	manual
Removable lateral armrests rotating by	180°
Middle section adjustment	with gas spring +20°
Footrest adjustment	with gas spring +75°
Trendelenburg position	+20°
Breathing hole and bung	as standard
Padding and upholstery fire-resistance rating	1IM
Padding: density/thickness	30 (kg/m ³) / 4 cm
Lateral offset	17 cm
Weight	70 kg

ACCESSORIES

ACCESSORIES	CODE
Paper roll holder	1210010
Four castors	1211010
Double-ply paper roll	1210060
Safety magnet	1217010

ACCESSORIES

ACCESSORIES	CODE
Safety double click	1217020
Swiss plug	1217030
UK 3-pin plug	1217031

PARAMETRIC CODE

1	1	1	7	C	1	0	S		
1	2	3	4	5	6	7	8	9	10

FRAME COLOUR

RAL 9001
1
6

WIDTH

65 cm
0
7

MOVEMENT

PEDAL 1 ACTUATOR
P1
8

ALL AROUND 1 ACTUATOR
C1
8

HYDRAULIC 0 ACTUATORS
R0
8

PADDING

STANDARD
S
9

UPHOLSTERY

10	See colours and materials in the chart on the back cover flap.
----	--


ACCESSORIES AND VARIANTS see descriptions and pictures on page 110.

SET-CLOSE



FISIOTECH






SET-CLOSE



EXAMINATION
AND TREATMENT COUCHES

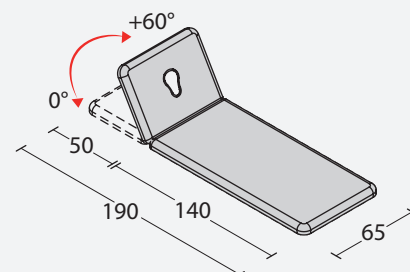
SET-CLOSE SERIES

Fixed-height and portable
couches, with wooden or
metal frame.



GEA | SET-CLOSE

2-SECTION FIXED-HEIGHT COUCH



Model shown Code 1116A10S0SG1



Paper roll holder



PARAMETRIC CODE

1	1	1	6	A	1	0	S0	S	10
1	2	3	4	5	6	7	8	9	10

FRAME COLOUR

RAL
9001

1
6

WIDTH

65
cm

0
7

MOVEMENT

FIXED
HEIGHT
COUCH

S0
8

PADDING

STANDARD



S
9

UPHOLSTERY

10

See colours and materials in the chart on the back cover flap.

TECHNICAL SPECIFICATIONS

Fixed height	78 cm
Length	190 cm
Width	65 cm
Max. working load	150 kg
Headrest adjustment	manual +60°
Breathing hole and bung	as standard
Padding and upholstery fire-resistance rating	1IM
Padding: density/thickness	30 (kg/m ³) / 4 cm
Weight	50 kg

ACCESSORIES

Paper roll holder	1216010
Terry towel couch cover 65 cm	1210040

ACCESSORIES

Double-ply paper roll	1210060
-----------------------	---------

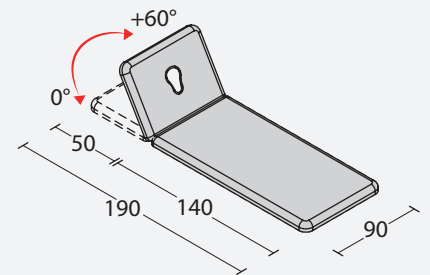
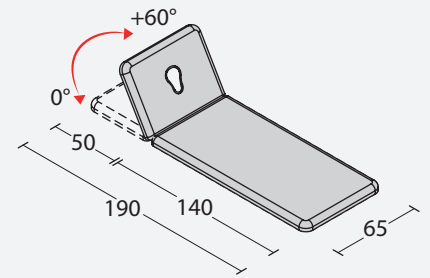
ACCESSORIES AND VARIANTS see descriptions and pictures on page 112.

PONTO | SET-CLOSE

2-SECTION FIXED-HEIGHT COUCH



Model shown Code 1116B40S0SG2



Model shown Code 1116B43S0SV1

TECHNICAL SPECIFICATIONS

Fixed height	50 - 78 cm
Length	190 cm
Width	65 / 90 cm
Max. working load	130 kg
Headrest adjustment	manual +60°
Breathing hole and bung	as standard
Padding and upholstery fire-resistance rating	1IM
Padding: density/thickness	30 (kg/m ³) / 4 cm
Weight	50 kg


ACCESSORIES

ACCESSORIES	CODE
Paper roll holder 65 cm	1216010
Paper roll holder 90 cm	1216020
Lower shelf 65 cm	1216040

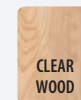
ACCESSORIES

ACCESSORIES	CODE
Lower shelf 90 cm	1216050
Terry towel couch cover 65 cm	1210040
Double-ply paper roll	1210060

PARAMETRIC CODE



FRAME COLOUR



4
6

WIDTH



0
7

3
7

MOVEMENT



S0
8

PADDING

STANDARD



S
9

UPHOLSTERY



10

See colours and materials in the chart on the back cover flap.

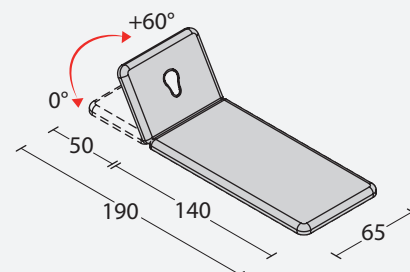
ACCESSORIES AND VARIANTS see descriptions and pictures on page 112.

ARES | SET-CLOSE

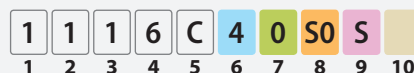
2-SECTION FIXED-HEIGHT COUCH



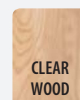
Model shown Code 1116C40S0SB2



PARAMETRIC CODE




FRAME COLOUR



4
6

WIDTH



0
7

MOVEMENT



S0
8

PADDING



S
9

UPHOLSTERY

10

See colours and materials in the chart on the back cover flap.

TECHNICAL SPECIFICATIONS

Fixed height	78 cm
Length	190 cm
Width	65 cm
Max. working load	130 kg
Headrest adjustment	manual +60°
Tilting foldable legs	
Breathing hole and bung	as standard
Padding and upholstery fire-resistance rating	1IM
Padding: density/thickness	30 (kg/m ³) / 4 cm
Weight	50 kg

ACCESSORIES

CODE

Paper roll holder	1216010
Terry towel couch cover 65 cm	1210040

ACCESSORIES

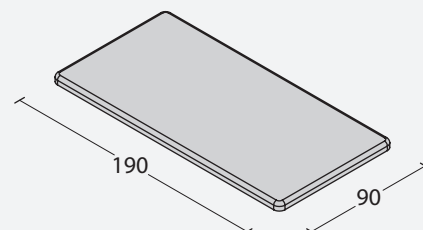
CODE

Double-ply paper roll	1210060
-----------------------	---------

ACCESSORIES AND VARIANTS see descriptions and pictures on page 112.

REA | SET-CLOSE

1-SECTION FIXED-HEIGHT COUCH



Model shown Code 1116D4350NB1



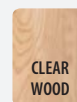
Lower shelf



PARAMETRIC CODE



FRAME COLOUR



4
6

WIDTH



3
7

MOVEMENT



S0
8

PADDING



Without breathing hole.

N
9

UPHOLSTERY

10

See colours and materials in the chart on the back cover flap.

TECHNICAL SPECIFICATIONS

Fixed height	50 - 78 cm
Length	190 cm
Width	90 cm
Max. working load	130 kg
Padding and upholstery fire-resistance rating	11M
Padding: density/thickness	30 (kg/m ³) / 4 cm
Weight	50 kg

ACCESSORIES

Paper roll holder	1216020
Lower shelf 90 cm	1216050

ACCESSORIES

Double-ply paper roll	1210060
-----------------------	---------

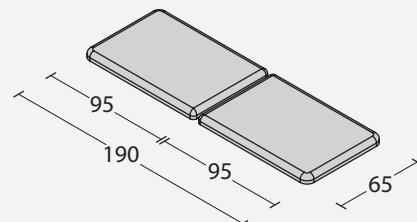
ACCESSORIES AND VARIANTS see descriptions and pictures on page 112.

HYDRA | SET-CLOSE

WOODEN FRAME PORTABLE TABLE



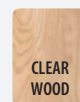
Model shown Code 1116E40M0NB1



PARAMETRIC CODE



FRAME COLOUR



4
6

WIDTH



0
7

MOVEMENT



M0
8

PADDING



Without breathing hole.

N
9

UPHOLSTERY

10

See colours and materials in the chart on the back cover flap.

TECHNICAL SPECIFICATIONS

Height	manual 60-75 cm
Length	218 cm
Width	65 cm
Dimensions closed	95 x 65 x 20 cm
Max. working load	150 kg
Headrest	removable
Armrest	removable
Padding and upholstery fire-resistance rating	1IM
Padding: density/thickness	30 (kg/m ³) / 4 cm
Weight	17 kg

ACCESSORIES

HYDRA table carry case	CODE 1216070
------------------------	--------------

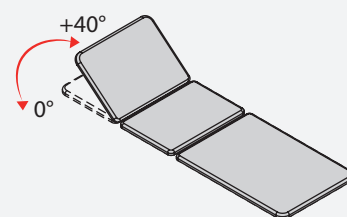
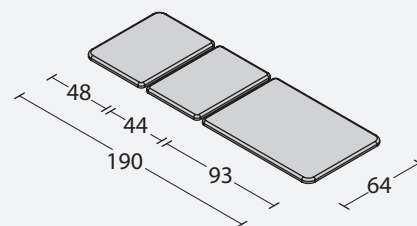
ACCESSORIES AND VARIANTS see descriptions and pictures on page 112.

ANTERO | SET-CLOSE

2-SECTION STEEL FRAME PORTABLE TABLE



Model shown Code 1116F50S0NN1



PARAMETRIC CODE



FRAME COLOUR

CHROMED
STEEL

5
6

WIDTH

64
cm

0
7

MOVEMENT

FIXED
HEIGHT
COUCH

S0
8

PADDING

Without breathing hole.

N
9

UPHOLSTERY

N1
10

Black

TECHNICAL SPECIFICATIONS

Fixed height	72 cm
Length	187 cm
Width	64 cm
Dimensions closed	95 x 65 x 15 cm
Max. working load	95 kg
Headrest adjustment	manual +40°
Padding and upholstery fire-resistance rating	1IM
Padding: density/thickness	30 (kg/m ³) / 2 cm
Weight	20 kg

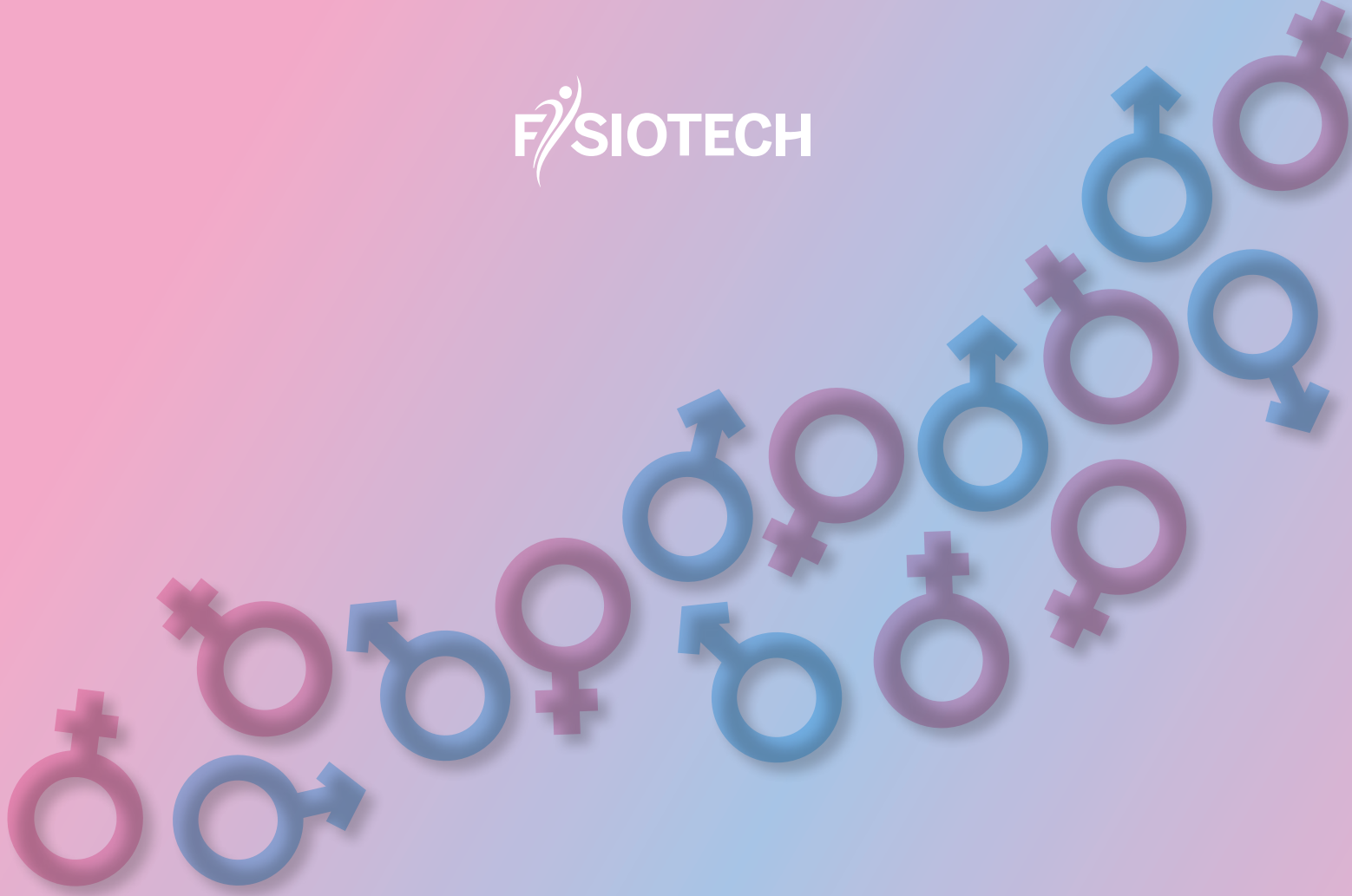
ACCESSORIES

ANTERO table carry case


CODE

1216060

ACCESSORIES AND VARIANTS see descriptions and pictures on page 112.




GYNECOLOGY



FISIOTECH






GYNECOLOGY



EXAMINATION
AND TREATMENT COUCHES

GYNECOLOGY SERIES

Couches for examination and treatment used in gynecology and urology.

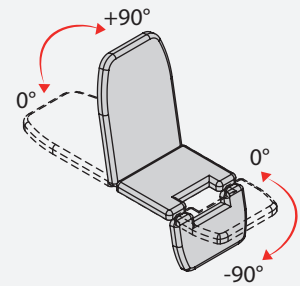
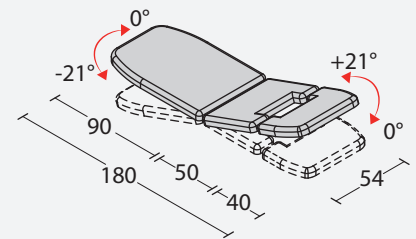


ERA | GYNECOLOGY


3-SECTION ELECTRICAL GYNAECOLOGY ARMCHAIR




Model shown Code 1119A37H4NG1 + Accessories Code 1219030



PARAMETRIC CODE



FRAME COLOUR



WIDTH



TECHNICAL SPECIFICATIONS

Height adjustment	electrical 53-85 cm
Length	180 cm
Width	54 cm
Max. working load	180 kg
Backrest adjustment	electrical 0° +90°
Leg section adjustment	electrical 0° -90°
Trendelenburg position	0° +21°
Armrests	folding
Leg supports adjustment	manual in height and rotation
Four locking castors	Ø 10 cm
Stainless steel bowl	removable
Padding and upholstery fire-resistance rating	1IM
Padding: density/thickness	30 (kg/m ³) / 6 cm
Weight	72 kg

MOVEMENT



PADDING



Without breathing hole.



UPHOLSTERY



See colours and materials in the chart on the back cover flap.

ACCESSORIES	CODE	ACCESSORIES	CODE
Paper roll holder	1219020	Safety double click	1219050
Removable padded headrest	1219030	Swiss plug	1219060
Double-ply paper roll	1210060	UK 3-pin plug	1219061
Safety magnet	1219040		

ACCESSORIES AND VARIANTS see descriptions and pictures on page 113.

ESTIA | GYNECOLOGY

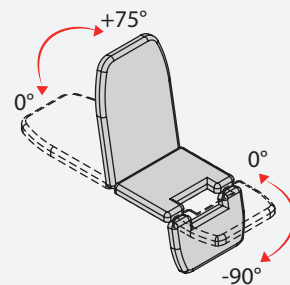
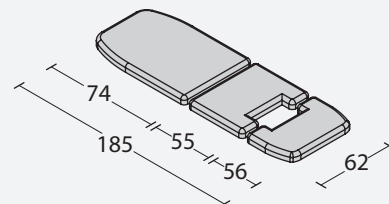
3-SECTION FIXED-HEIGHT GYNAECOLOGY COUCH



Model shown Code 1119B5850NN1 + Accessories Code 1219010



Paper roll holder



PARAMETRIC CODE

1	1	1	9	B	5	8	S0	N	N1
1	2	3	4	5	6	7	8	9	10

FRAME COLOUR

CHROMED
STEEL

5
6

WIDTH

62
cm

8
7

MOVEMENT

FIXED
HEIGHT
COUCH

S0
8

PADDING



Without breathing hole.

N
9

UPHOLSTERY

N1
10

Black

TECHNICAL SPECIFICATIONS

Fixed height	76 cm
Length	185 cm
Width	62 cm
Max. working load	135 kg
Backrest adjustment	manual 0° +75°
Seat section	fixed
Footrest adjustment	manual 0° -90°
Leg supports adjustment	height and rotation
Stainless steel bowl	removable
Padding and upholstery fire-resistance rating	1IM
Padding: density/thickness	30 (kg/m ³) / 5 cm
Weight	50 kg

ACCESSORIES

Paper roll holder

CODE

1219010


ACCESSORIES AND VARIANTS see descriptions and pictures on page 113.

The image features a vertical gradient background transitioning from a light pink at the top to a darker red at the bottom. Two decorative bands of wavy, ribbon-like lines are positioned at the top and bottom. These lines are rendered in a vibrant red color with a subtle purple shadow, creating a sense of depth and movement. The word "EASY" is centered in the middle of the page in a clean, white, sans-serif font.

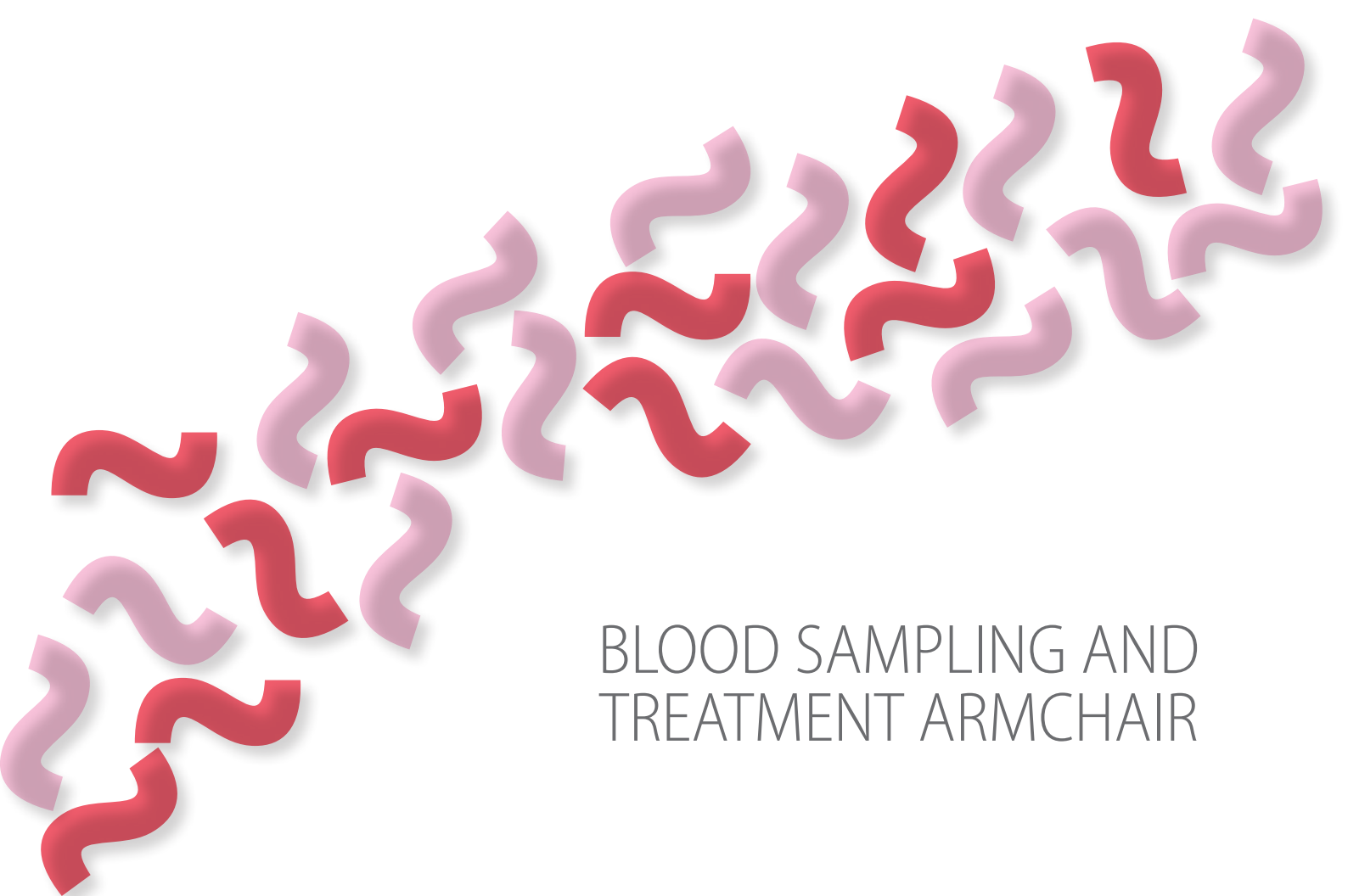
EASY

FISIOTECH





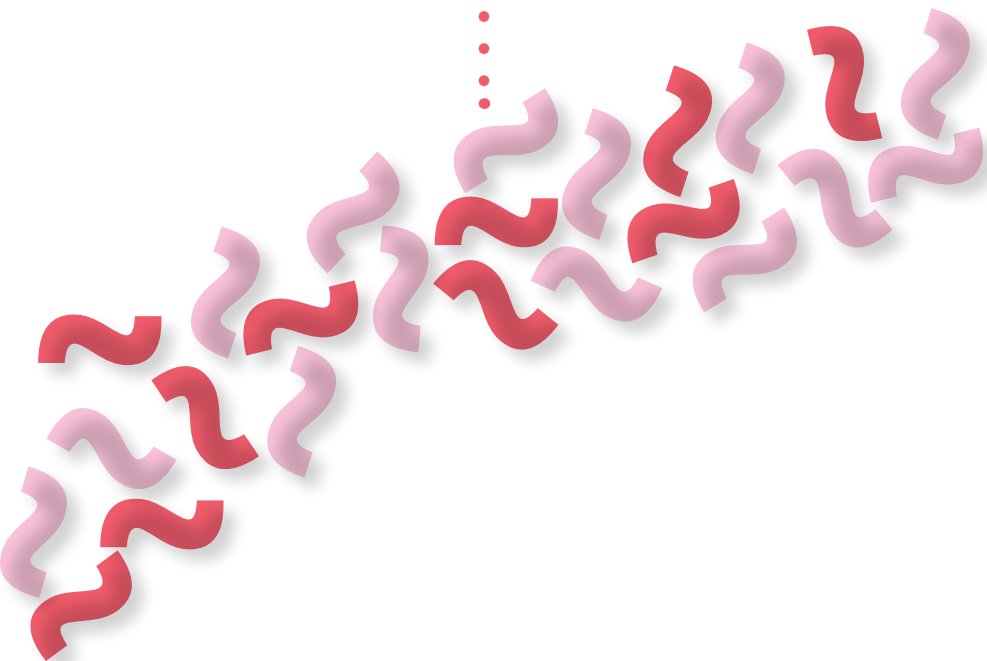
EASY



BLOOD SAMPLING AND
TREATMENT ARMCHAIR

EASY SERIES

Electrical blood sampling and
treatment armchair,
height-adjustable.

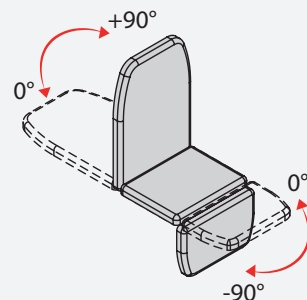
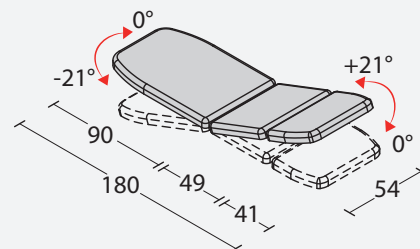


DEMETRA

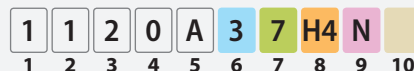
BLOOD SAMPLING ARMCHAIR



Model shown Code 1120A37H4NB1 + Accessories Code 1219030



PARAMETRIC CODE




FRAME COLOUR



3
6

WIDTH



7
7

MOVEMENT



H4
8

PADDING



Without breathing hole.

N
9

UPHOLSTERY

10

See colours and materials in the chart on the back cover flap.

TECHNICAL SPECIFICATIONS

Height adjustment	electrical 53-85 cm
Length	180 cm
Width	54 cm
Max. working load	180 kg
Backrest adjustment	electrical 0° +90°
Leg section adjustment	electrical 0° -90°
Trendelenburg position	0° +21°
Armrests	folding
Four locking castors	Ø 10 cm
Padding and upholstery fire-resistance rating	1IM
Padding: density/thickness	30 (kg/m ³) / 6 cm
Weight	72 kg

ACCESSORIES

CODE

Paper roll holder	1219020
Removable headrest	1219030
Double-ply paper roll	1210060
Safety magnet	1220010

ACCESSORIES

CODE

Safety double click	1220020
Swiss plug	1220030
UK 3-pin plug	1220031

ACCESSORIES AND VARIANTS see descriptions and pictures on page 114.

VARIANTI E OPTIONAL
PER LETTINI

VARIATIONS AND OPTIONAL
ACCESSORIES FOR COUCHES

VARIANTES ET OPTIONS
POUR TABLES



FISIOTECH

F/ SIOTECH



UPHOLSTERY

TECHNICAL SPECIFICATIONS

FEATURE	TEST METHOD	UNIT	LIMIT VALUE
Tensile strength	UNI EN ISO 1421 Method 1	N	Lengthwise ≥ 210 Crosswise ≥ 90
Elongation strength	UNI EN ISO 1421 Method 1	%	Lengthwise ≥ 85 Crosswise ≥ 140
Determination of tear force	EN ISO 13937-2: 2000	daN	Lengthwise ≥ 2,5 Crosswise ≥ 2,2
Colour fastness to crocking	UNI EN ISO 105 X12: 2003 UNI EN ISO 105 D02: 1998	grey scale	Dry 4 Bleach 4/5 Ethyl alcohol 3/4
Determination of abrasion resistance: Martindale abrader	UNI EN ISO 5470-2: 2004	cycles	Method 1 (direct) 65.000 Method 2 (reverse) 210.000
Reaction ignition Fireproof class	UNI 9175: 1987 UNI 9175/FA1: 1994		CLASSE 1.IM
Free and hydrolyzed formaldehyde	UNI EN ISO 14184-1: 2011	mg/Kg	< 3
Phtalates	UNI EN ISO 14389: 2014	%	< 0,06
Arylamines	UNI EN ISO 14362-1: 2012	mg/Kg	Not detectable
Cleaning	Clean with damp soapy cloth and rinse well with clean water. Do not use solvents, bleaches, synthetic detergents, polishes or aerosol spray.		
Specific features	Antibacterial Fingicide		
Composition	Plasticised PVC 88% - Polyester 12%		

FIRE RESISTANCE ACCORDING TO:
 IMO - 2010 FTP CODE Part 8
 "Test for upholstered furniture"
 par 7.2 SMOULDERING CIGARETTE TEST
 par 7.3 PROPANE FLAME TEST
 EN 1021-1: 2006 smouldering cigarette test
 EN 1021-2: 2006 match flame equivalent test

UPHOLSTERY COLOURS



VARIATIONS AND ACCESSORIES

VARIATIONS

FOOT PEDAL

Standard foot pedal for height adjustment.



ALL AROUND FOOT BAR SWITCH

The height of the couch is adjusted by simply swinging the bar placed all around the base of the couch.



ALUMINIUM ALL AROUND FOOT BAR SWITCH

The height of the couch is adjusted by simply pressing the bar placed all around the base of the couch.



HYDRAULIC CONTROL

The height of the couch is adjusted by simply pressing the hydraulic piston pedal.



ACCESSORIES

PAPER ROLL HOLDER - Code 1218010

Metal structure to be placed under the final section of the couch.



CASTORS - Code 1218020

Four retractable castors to be used only to move the couch Ø 7,5 cm.



SAFETY MAGNET - Code 1218030

Removing the magnet all electrical regulation functions are prevented. This avoids any accidental activation of the actuators.

SAFETY DOUBLE CLICK WITH MAGNET - Code 1218040

A software that allows the movement of the actuators only through a double input of the control. This avoids any accidental activation of the actuators.

NOT AVAILABLE ON MOVEMENT WITH ALUMINIUM ALL-AROUND FOOT BAR SWITCH.



SWISS PLUG - Code 1218050

UK 3-PIN PLUG - Code 1215051



Code 1218050

Code 1218051

PROFESSIONAL

VARIATIONS AND ACCESSORIES

VARIATIONS

FOOT PEDAL

Standard foot pedal for height adjustment.



ALL AROUND FOOT BAR SWITCH

The height of the couch is adjusted by simply swinging the bar placed all around the base of the couch.



HYDRAULIC CONTROL

The height of the couch is adjusted by simply pressing the hydraulic piston pedal.



ACCESSORIES

PAPER ROLL HOLDER - Code 1210010

PAPER ROLL HOLDER - Code 1218010 For MONTELEONE couch.
Metal structure to be placed under the final section of the couch.



CASTORS - Code 1211010

Four retractable castors to be used only to move the couch Ø 6 cm.



COLLAPSIBLE COT SIDES - Code 1210030

Cot sides ensuring the patient's safety while lying on the couch.
Easy to use, with a simple manual mechanism.



SAFETY MAGNET - Code 1211020

Removing the magnet all electrical regulation functions are prevented.
This avoids any accidental activation of the actuators.

SAFETY DOUBLE CLICK WITH MAGNET - Code 1211030

A software that allows the movement of the actuators only through a double input of the control. This avoids any accidental activation of the actuators.



SWISS PLUG - Code 1211040

UK 3-PIN PLUG - Code 1211041



Code 1211040

Code 1211041

SIMPLE

VARIATIONS AND ACCESSORIES

VARIATIONS

FOOT PEDAL

Standard foot pedal for height adjustment.



ALL AROUND FOOT BAR SWITCH

The height of the couch is adjusted by simply swinging the bar placed all around the base of the couch.



HYDRAULIC CONTROL

The height of the couch is adjusted by simply pressing the hydraulic piston pedal.



ACCESSORIES

PAPER ROLL HOLDER - Code 1210010

Metal structure to be placed under the final section of the couch.



CASTORS - Code 1212010

Four retractable castors to be used only to move the couch Ø 7,5 cm.



COLLAPSIBLE COT SIDES - Code 1210030

Cot sides ensuring the patient's safety while lying on the couch. Easy to use, with a simple manual mechanism.



SAFETY MAGNET - Code 1212020

Removing the magnet all electrical regulation functions are prevented. This avoids any accidental activation of the actuators.

SAFETY DOUBLE CLICK WITH MAGNET - Code 1212030

A software that allows the movement of the actuators only through a double input of the control. This avoids any accidental activation of the actuators.



SWISS PLUG - Code 1212040

UK 3-PIN PLUG - Code 1212041



Code 1212040

Code 1212041

VARIATIONS AND ACCESSORIES

VARIATIONS

FOOT PEDAL

Standard foot pedal for height adjustment.



ACCESSORIES

CASTORS BOBATH - Code 1213010

Four retractable castors to be used only to move the couch Ø 7,5 cm.
For BOBATH S couches



CASTORS TITAN

Four retractable castors to be used only to move the couch Ø 7,5 cm.
For TITAN couches Code 1213020
For TITAN 1L couches Code 1213021



COLLAPSIBLE COT SIDES - Code 1210030

Cot sides ensuring the patient's safety while lying on the couch.
Easy to use, with a simple manual mechanism.



DOUBLE FOOT PEDAL - Code 1213030

The height of the couch is adjusted from both sides of the couch thanks to this accessory.



SAFETY MAGNET - Code 1213040

Removing the magnet all electrical regulation functions are prevented.
This avoids any accidental activation of the actuators.

SAFETY DOUBLE CLICK WITH MAGNET - Code 1213050

A software that allows the movement of the actuators only through a double input of the control. This avoids any accidental activation of the actuators.



SWISS PLUG - Code 1213060

UK 3-PIN PLUG - Code 1213061



Code 1213060

Code 1213061

SAFETY MAGNET - Code 1214050

Removing the magnet all electrical regulation functions are prevented. This avoids any accidental activation of the actuators.

SAFETY DOUBLE CLICK WITH MAGNET - Code 1214060

A software that allows the movement of the actuators only through a double input of the control. This avoids any accidental activation of the actuators.



SWISS PLUG - Code 1214070



Code 1214030

UK 3-PIN PLUG - Code 1214071



Code 1214031

HAND CONTROL

Hand control for tilt adjustment and for height adjustment in height-adjustable tilt tables.



AXILLARY SUPPORTS - Code 1215030

The axillary supports can be adjusted in height, width and depth.



PATIENT TABLE - Code 1215060

The patient table can be used when the tilt table is in a supine static position. The patient table is designed so that the patient can lay its forearms on it. Its height and depth can be manually adjusted.



PADDED PATIENT RESTRAINT - Code 1215040

Padded band designed to provide higher and more comfortable support to the patient.



SAFETY STRAP HEIGHT 10 cm - Code 1215050

Safety strap for an easy support of the patient. Height 10 cm.



SAFETY MAGNET - Code 1215070

Removing the magnet all electrical regulation functions are prevented. This avoids any accidental activation of the actuators.

SAFETY DOUBLE CLICK WITH MAGNET - Code 1215080

A software that allows the movement of the actuators only through a double input of the control. This avoids any accidental activation of the actuators.



SWISS PLUG - Code 1215090

UK 3-PIN PLUG - Code 1215091



Code 1215090

Code 1215091

POSTURAL

VARIATIONS AND ACCESSORIES

VARIATIONS

FOOT PEDAL

Standard foot pedal for height adjustment.



ALL AROUND FOOT BAR SWITCH

The height of the couch is adjusted by simply swinging the bar placed all around the base of the couch.



ALUMINIUM ALL AROUND FOOT BAR SWITCH

Available only on POSEIDONE couch.

The height of the couch is adjusted by simply pressing the bar placed all around the base of the couch.



HYDRAULIC CONTROL

The height of the couch is adjusted by simply pressing the hydraulic piston pedal.



POSTURAL

VARIATIONS AND ACCESSORIES

PAPER ROLL HOLDER - Code 1218010 For POSEIDONE couch.
PAPER ROLL HOLDER - Code 1210010 For IRIS and NIKE couch.
Metal structure to be placed under the final section of the couch.



CASTORS - Code 1218020 For POSEIDONE couch Ø 7,5 cm.



CASTORS - Code 1211010 For IRIS and NIKE couch Ø 6 cm.
Four retractable castors to be used only to move the couch.



ADJUSTABLE POLE - Code 1215010
Removable pole, adjustable in height and equipped with rope and ankle strap.
Not suitable for NIKE couch.



SAFETY MAGNET - Code 1217010
Removing the magnet all electrical regulation functions are prevented.
This avoids any accidental activation of the actuators.

SAFETY DOUBLE CLICK WITH MAGNET - Code 1217020
A software that allows the movement of the actuators only through a double input of the control. This avoids any accidental activation of the actuators.



SWISS PLUG - Code 1217030

UK 3-PIN PLUG - Code 1217031



SET-CLOSE

ACCESSORIES

PAPER ROLL HOLDER - Code 1216010 For 65 cm wide fixed-height couches.



PAPER ROLL HOLDER - Code 1216020 For 90 cm wide fixed-height couches.
Metal structure to be placed under the final section of the couch.



LOWER SHELF - Code 1216040 For 65 cm wide fixed-height couches.
LOWER SHELF - Code 1216050 For 90 cm wide fixed-height couches.
Support surface for couches.



ANTERO CARRY CASE - Code 1216060
ANTERO couch carry case.



HYDRA CARRY CASE - Code 1216070
HYDRA couch carry case.



HAND CONTROL

Hand control for sections and height adjustment.



PAPER ROLL HOLDER COUCH ESTIA - Code 1219010

Metal structure to be placed under the backrest of the couch.



PAPER ROLL HOLDER ERA ARMCHAIR - Code 1219020

Metal structure to be placed under the backrest of the couch.



HEADREST ERA ARMCHAIR - Cod. 1219030

Removable padded headrest to give the patient higher comfort.



SAFETY MAGNET - Code 1219040

Removing the magnet all electrical regulation functions are prevented. This avoids any accidental activation of the actuators.

SAFETY DOUBLE CLICK WITH MAGNET - Code 1219050

A software that allows the movement of the actuators only through a double input of the control. This avoids any accidental activation of the actuators.



SWISS PLUG - Code 1219060

UK 3-PIN PLUG - Code 1219061



Code 1219060

Code 1219061

HAND CONTROL

Hand control for sections and height adjustment.



PAPER ROLL HOLDER DEMETRA ARMCHAIR - Code 1219020

Metal structure to be placed under the backrest of the couch.



HEADREST DEMETRA ARMCHAIR - Cod. 1219030

Removable padded headrest to give the patient higher comfort.



SAFETY MAGNET - Code 1220010

Removing the magnet all electrical regulation functions are prevented. This avoids any accidental activation of the actuators.

SAFETY DOUBLE CLICK WITH MAGNET - Code 1220020

A software that allows the movement of the actuators only through a double input of the control. This avoids any accidental activation of the actuators.



SWISS PLUG - Code 1220030

UK 3-PIN PLUG - Code 1220031



Code 1220030

Code 1220031

FLOOR PAPER ROLL HOLDER - Code 1210020

Paper roll holder for examination, massage therapy, and treatment couches.
Easy to move, powder coated metal structure.
Dimensions: length cm 71, width cm 25, height cm 81.



COUCH COVER - Code 1210040 For 65 cm wide couches.

COUCH COVER - Code 1210050 For 80 cm wide couches.

Terry towel couch cover with elasticated hem. It is suitable for any treatment and examination couch.
Washable, grey fabric.



DOUBLE-PLY PAPER ROLL - Code 1210060

Pack of 6 rolls.

Dimensions: width cm 60, length mt 65.



RIABILITAZIONE

RÉÉDUCATION

REHABILITATION

PARALLEL BARS

FOLDABLE PARALLEL BARS



3 mt steel handrails Code 1311010



3 mt wooden handrails Code 1311020

Powder coated steel structure. Telescopic, height-adjustable, anatomic handrails available in two versions - wooden or powder coated steel. The knobs prevent the loosening and movement of the handrails when used by patients.

TECHNICAL SPECIFICATIONS

Handrails height adjustment	69-100 cm
Distance between handrails	60 cm
Base width	70 cm
Handrails length	300 cm
Single handrail maximum load	135 kg

MODELS

CODE

3 mt foldable parallel bars with metal handrails	1311010
3 mt foldable parallel bars with wooden handrails	1311020



Handrails height adjustment system.

ACCESSORIES not available for foldable parallel bars.

PARALLEL BARS

PARALLEL BARS



6 mt steel handrails Code 1311140



2 mt steel handrails Code 1311120



3 mt steel handrails Code 1311110



4 mt steel handrails Code 1311130



3 mt parallel bars wooden handrails Code 1311100



Handrails height adjustment system.

Powder-coated steel structure with wooden platform with nonslip covering and convenient access ramps. Telescopic, height- and width-adjustable, anatomic handrails available in two versions - wooden or powder coated steel. The knobs prevent the loosening and movement of the handrail when used by patients.

TECHNICAL SPECIFICATIONS

Handrails height adjustment	65-100 cm
Distance between handrails adjustment	40-80 cm
Platform width	59 cm
Base width	70 cm
Handrails length	200 / 300 / 400 / 600 cm
Single handrail maximum load	135 kg

MODELS


CODE

3 mt parallel bars with wooden handrails	1311100
3 mt parallel bars with steel handrails	1311110
2 mt parallel bars with steel handrails	1311120
4 mt parallel bars with steel handrails	1311130
6 mt parallel bars with steel handrails	1311140

ACCESSORIES see descriptions and pictures on page 122.

PARALLEL BARS

CORNER PARALLEL BARS



Corner parallel bars with steel handrails Code 1311150

Powder-coated steel structure with wooden platform with nonslip covering and convenient access ramps. Telescopic height adjustable, anatomic powder coated steel handrails. The knobs prevent the loosening and movement of the handrail when used by patients.



Handrails height adjustment system.

TECHNICAL SPECIFICATIONS

Handrails height adjustment	65-100 cm
Platform width	59 cm
Base width	70 cm
Length of the two platforms	200-270 cm
Single handrail maximum load	135 kg

MODELS

CODE

Corner parallel bars with steel handrails	1311150
---	---------

ACCESSORIES see descriptions and pictures on page 122.

PARALLEL BARS

ACCESSORIES

PATIENT STABILISER - Code 1311200

The patient stabiliser may be used on all parallel bars with platform to support the patient during exercises. The patient stabiliser is equipped with four stoppers mountable on the ends of the handrails and a joining plate to connect a second patient stabilizer in case it is purchased. The double patient stabiliser helps the patient when reversing the direction.



Patient stabiliser wooden handrails



Double patient stabiliser wooden handrails



Please find below a series of varnished wood accessories that may be used to create gait-training courses within a specific therapy and rehabilitation programme. They are only suitable on parallel bars with platform.

OBSTACLES / DIVIDER BOARD - Code 1311221

The obstacle / divider board set is made of eight varnished wood obstacles with magnet.

Dimensions 65 x 13 x 1,5 cm



CONCAVE / CONVEX PLATFORMS - Code 1311230

Made of two parts creating a concave or convex platform.

Dimensions 290 x 46 x 8,5 cm

Not suitable for parallel bars code 1311120 and 1311150.



PARALLEL BARS

ACCESSORIES

ACCESSORIES

PLATFORM WITH DIVIDERS - Code 1311250

Create gait-training courses by putting accessories in the dividers.
Dimensions 290 x 50 x 3 cm

Not suitable for parallel bars code 1311120 and 1311150.



MOTOR TRAINING SANDBAGS - Code 1311260

Dimensions 38 x 20 cm



MOTOR TRAINING PVC BAGS - Code 1311270

Dimensions 38 x 20 cm



WOODEN ROLLER - Code 1311280

Length 20 cm Ø 3 cm



WOODEN STICK - Code 1311290

Length 20 cm Ø 1 cm



STAIRCASES

SINGLE FLIGHT REHABILITATION STAIRS



Single flight 4-step stairs Code 1312010



Inclined ramp optional Code 1312200

Powder coated steel structure, zinc-chromate sliding parts. Telescopic, height-adjustable, powder coated steel anatomic handrails. The knobs prevent the loosening and movement of the handrail when used by patients. Nonslip PVC covered closed steps.

TECHNICAL SPECIFICATIONS

Handrails adjustment	manual 60-100 cm
Step width	56 cm
Step depth	30 cm
Step height – 4-step flight	13 cm
Step height – 3-step flight	16 cm
Single handrail maximum load	135 kg

MODELS

CODE

Single flight 4-step stairs	1312010
Single flight 3-step stairs	1312020

ACCESSORIES

CODE

Inclined ramp dimensions 170 x 49 cm	1312200
--------------------------------------	---------



Handrails height adjustment system.

STAIRCASES

TWO FLIGHT REHABILITATION STAIRS



Stairs in corner position Code 1312030



Stairs in straight position Code 1312030

Powder coated steel structure, zinc-chromate sliding parts. Telescopic, height-adjustable, powder coated steel anatomic handrails. The knobs prevent the loosening and movement of the handrail when used by patients. Nonslip PVC covered closed steps in two different heights. The stairs can be set in a straight position as well as in a corner position.

TECHNICAL SPECIFICATIONS

Handrails adjustment	manual 60-100 cm
Step width	56 cm
Step depth	30 cm
Step height – 4-step flight	13 cm
Step height – 3-step flight	16 cm
Single handrail maximum load	135 kg

MODELS

MODELS	CODE
Two flight stairs	1312030

ACCESSORIES

ACCESSORIES	CODE
Inclined ramp dimensions 170 x 49 cm	1312200



Inclined ramp optional Code 1312200




Handrails height adjustment system.

BALANCE TRAINING


ROCKER BOARDS

Varnished wood rocker boards with nonslip covering for balance training and rehabilitation.

MODELS	CODE
With half-circle 170 x 60 x 14 cm (L x W x H) - Max working load 120 kg	1313010
With half-circle 80 x 60 x 13 cm (L x W x H) - Max working load 120 kg	1313020
With half-circle 60 x 40 x 10 cm (L x W x H) - Max working load 120 kg	1313030
With half-circle 40 x 35 x 9 cm (L x W x H) - Max working load 120 kg	1313040
Central fulcrum 60 x 40 x 10 cm (L x W x H) - Max working load 120 kg	1313050



Code 1313010



Code 1313020 -1313030 -1313040



Code 1313050

BOBATH WOBBLE BOARDS

Varnished wood Bobath wobble boards with nonslip covering for balance training and rehabilitation.

With central semisphere

MODELS	CODE
Bobath wobble boards - Diameter 60 cm - Height 13 cm - Max load 120 kg	1313060
Bobath wobble boards - Diameter 80 cm - Height 13 cm - Max load 120 kg	1313070



Code 1313060 -1313070



SET OF THREE STEPS

Clear varnished wood steps with nonslip covering. They are suitable for all postural training therapies and are useful to promote proper musculoskeletal function, to work on body alignment, balance and coordination.

Two models with different heights - BIG and SMALL - are available.

MODELS	CODE
SMALL 60 x 60 x 10/15/20 cm (L x W x H) - Max load 180 kg	1313075
BIG 60 x 60 x 30/40/50 cm (L x W x H) - Max load 180 kg	1313076



Code 1313075 -1313076



BALANCE TRAINING

MOVIN' STEP - Code 1313151

It can either be used as a step for low-impact cardiovascular training or as a moving base to improve balance and co-ordination while exercising.

An integrated valve enables to adjust the air flow and to choose the correct movement range.

TECHNICAL SPECIFICATIONS

Length	35 cm
Width	35 cm
Height	7 cm
Recommended max load	120 kg
Tested max load	200 kg



Code 1313151



STABILITY WHEEL - Code 1313181

This proprioceptive footboard is a valid aid to fitness and rehabilitation to carry out different kinds of exercises to improve balance, muscle tone and posture.

TECHNICAL SPECIFICATIONS

Diameter	40 cm
Height	9 cm
Recommended max load	120 kg
Tested max load	200 kg



Code 1313181



CORE BALANCE - Code 1313171

It is made of a hard base and a soft green dome, which is removable from the base and inflatable according to individual needs. It is a multi-functional tool, which can be used for different kinds of training, from fitness to post-traumatic knee and ankle rehab.

TECHNICAL SPECIFICATIONS

Base diameter	47 cm
Base height	25 cm
Dome diameter	40 cm
Dome height	20 cm
Recommended max load	120 kg
Tested max load	200 kg



Code 1313171



BALANCE TRAINING

DISCO SPORT - Code 1313191

Ideal for balance and motricity exercises, and for functional skill recovery.

TECHNICAL SPECIFICATIONS

Diameter	55 cm
Recommended max load	120 kg
Tested max load	200 kg
Colour	orange



Code 1313191



DISCO DOME - Code 1313201

Ideal for step and balance exercises. The Disco Dome is made of a hard base and a soft orange disc, which can also be used separately for those who wish to perform more intense balance exercises.

TECHNICAL SPECIFICATIONS

Diameter	60 cm
Recommended max load	120 kg
Tested max load	200 kg



Code 1313201



NEEDLE PUMP - Code 1411160

With flexible extension.



Code 1411160

MANUAL PUMP - Code 1411161

Ideal to inflate medium- and big-sized balls.



Code 1411161



Accessory: Second tilting bar - Code 1314510

ARTEMIDE - Code 1314501

Rehabilitation armchair also suitable for upper and lower limb exercise. The barbell can be used on both sides. The weight/difficulty and angle are individually adjustable on various levels thanks to numerical markers. The legs can be blocked with straps. Powder-coated steel structure. A second tilting bar is available as an optional.

TECHNICAL SPECIFICATIONS

Length	150 cm
Width	60 cm
Height	70 - 150 cm
Max working load	130 kg
Backrest adjustment	with gas spring 0° + 90°
Adjustable feet	4
Weights included	14 kg
Upholstery fire-resistance rating	11M
Padding: density/thickness	40 (kg/m ³) / 4 cm
Weight	85 kg
Upholstery colour	blue

PEDAL EXERCISER FOR REHABILITATION - Code 1314520

Pedal exerciser to recover coordination and upper and lower limb muscle tone. Painted steel foldable structure, four non-slip tips, pedals with adjustable foot straps, handle for effort adjustment.

TECHNICAL SPECIFICATIONS

Dimensions	49 x 37 x 34 cm
Minimum height pedals in horizontal position	27 cm
Maximum height pedals in vertical position	34 cm
Weight	2,3 kg



Code 1314520



With floor base Code 1315050



Wall-mounted Code 1315040

SHOULDER WHEEL

Shoulder and elbow rehabilitation instrument. The wheel is adjustable in height. Powder-coated steel structure with chrome-plated sliding part. Resistance mechanism for effort adjustment.

TECHNICAL SPECIFICATIONS

Height	160 cm
Width	110 cm
Wall-mounted wheel depth	30 cm
Floor-mounted wheel depth	66 cm
Base of the wheel with base	90 x 60 cm

MODELS

MODELS	CODE
Wall-mounted	1315040
With floor base	1315050

HAND REHABILITATION LADDER - Code 1315070

Wooden ladder for hand rehabilitation exercises.

TECHNICAL SPECIFICATIONS

Width	30 cm
Height	60 cm



Code 1315070

SPIRALS – WORM SCREW

Vertical spiral for hand and arm torsion, pronation and supination.

Horizontal spiral for hand and forearm pronation and supination.

Worm screw for hand rotation.

TECHNICAL SPECIFICATIONS

Wooden base length	40 cm
Wooden base width	17 cm
Vertical spiral height	30 cm
Horizontal spiral height	25 cm
Worm screw height	20 cm



Code 1315080



Code 1315090

MODELS

MODELS	CODE
Vertical spiral	1315080
Horizontal spiral	1315090
Worm screw	1315100



Code 1315100

ERGOTHERAPY BOARD - Code 1315060

Upper limb rehabilitation board. Wall mountable, with nine elements simulating everyday activities like:

1. screwing/unscrewing a light bulb
2. turning on and off a switch
3. plugging/unplugging
4. sliding a bolt lock
5. rotating a latch
6. sliding a sliding lock
7. hanging a door chain
8. opening/closing a handle
9. opening/closing a handgrip

TECHNICAL SPECIFICATIONS

Length	100 cm
Width	60 cm



Code 1315060

HANDGRIPS - Code 1315110

Instrument for hand and wrist rehabilitation. Sponge grip.
Pack of two.



Code 1315110

FOAM BALLS - Code 1315120


Soft, light and colorful foam ball, ideal for functional rehabilitation of fingers and hands.
Dimensions Ø 7 cm.



Code 1315120

WOODEN SPHERES - Code 1315130


Wooden spheres, ideal for functional rehabilitation of fingers and hands.
Set of four pieces. Assorted colours
Dimensions Ø 6 cm.



Code 1315130

WOODEN DISKS - Code 1315140

Colorful wooden disks, ideal for functional rehabilitation of fingers and hands.
Set of four pieces. Assorted colours
Dimensions Ø 6x3 cm.



Code 1315140

GAS PEDAL FOOTBOARD - Code 1315150

Made of varnished wood, with a leatherette soft wedge.
Suitable for ankle and foot exercises.



Code 1315150

TECHNICAL SPECIFICATIONS

Length	24 cm
Width	14 cm
Height	15 cm



LIMB REHABILITATION



Fisiotek Code 1314010 - 1314020

FISIOTEK 3000

FISIOTEK 3000 series for passive rehabilitation of lower limbs. They are intended for use in rehabilitation to restore joint movement in both surgically and non-surgically treated medical conditions.



TECHNICAL SPECIFICATIONS	FISIOTEK 3000GS	FISIOTEK 3000TS
Hip and knee mobilization	•	•
Ankle mobilization	-	•
Speed control extension	•	•
Speed control flexion	•	•
Force control	•	•
Working time control	•	•
Extension automatic increase	•	•
Flexion automatic increase	•	•
Pause during extension	•	•
Pause during flexion	•	•
Warm Up cycles	• (*)	• (*)
Use memory card	•	-
Adjustable foot support	•	-
Extension automatic increase limit	•	-
Flexion automatic increase limit	•	-
Repetitions to extension limit	•	-
Repetitions to flexion limit	•	-
Knee range of movement	-10° ÷ 120° (*)	-10° ÷ 110°
Ankle range of movement	-7° ÷ 115°	-7° ÷ 115°
Hip range of movement	-	20° ÷ 0° ÷ 40°
Speed	0,8° ÷ 3,5°/sec.	0,8° ÷ 3,5°/sec.
Force	0 ÷ 40 kg	0 ÷ 40 kg
Weight	9,5 kg	14 kg

(*) Note: with the provided button.

MODELS	CODE
FISIOTEK 3000GS	1314010
FISIOTEK 3000TS	1314020

ACCESSORIES see descriptions and pictures on page 134.

LIMB REHABILITATION

ACCESSORIES FISIOTEK 3000GS - 3000TS

ACCESSORIES

MOBILE PROGRAMMING KEYBOARD - Code 1314030

With its graphic, user-friendly display, the keyboard makes the equipment fully and simply programmable. The graphic symbols provided are self-explanatory.



Code 1314030



TROLLEY FOR INDOOR - Code 1314040

Easy and functional, it is fitted with nonslip supports for the Fisiotek machine and with a shelf.




Code 1314040

ACCESSORY FOR LIMBS SHORTER THAN 72 CM - Code 1314050

This accessory can only be mounted on FISIOTEK 3000 TS. It can be used in the rehabilitation of limbs between 61 cm and 72 cm in length for a range from 0° to 110°. Using same accessory, you can reach 135° of bending in a limb from 72 to 100 cm in length.



Code 1314050



Fisiotek LT-5R Code 1314060



FISIOTEK LT-5R - Code 1314060

Fisiotek LT-5R is used for the passive rehabilitation of the shoulder. It is used in rehabilitation to passively restore joint movement in both surgically and non-surgically treated medical conditions. Adjustable in height.

TECHNICAL SPECIFICATIONS

MOVEMENTS CARRIED OUT

Elevation in flexion range	0° ÷ 180°
Elevation in abduction	complete physiological range
Internal-external rotation range	90° ÷ 0° ÷ 90°

PROGRAMMABLE FUNCTIONS

Speed	2° ÷ 4,5°/sec
Range of movement	fast electromechanical limit setting



ARM SUPPORT - Code 1314070

Arm support for internal-external rotation movement.



Code 1314070

BATTERIES PACK AND BATTERY CHARGER - Code 1314080



Code 1314080



Pulley therapy cage Code 1317001 (couch not included)

PULLEY THERAPY CAGE - Code 1317001

Self-supporting steel structure with 5 mm zinc-chromed steel wire mesh forming a 5x5 cm grid. Base with adjustable feet. Cage only.

TECHNICAL SPECIFICATIONS

Max safe working load	300 kg
Weight of the structure	125 kg

KIT FOR PULLEY THERAPY - Code 1317100

Kit with all the accessories for pulley therapy, slings, handles, weights and other useful tools.

No. 1 heel sling	No. 1 trunk sling
No. 1 pair of ankle slings	No. 1 heel sling
No. 1 leg sling	No. 1 20 mt long rope
No. 1 strap	No. 2 maniglie
No. 1 ankle sling	No. 8 carrucole
No. 1 leg sling strap	No. 8 moschettoni
No. 1 arm sling strap	No. 2 cavigliere con gancio
No. 1 head sling	No. 6 sandbags (one for each weight available)
No. 1 pelvis sling	No. 8 S hooks

Complete list and information on page page XX.

PULLEY THERAPY

ACCESSORIES

ACCESSORIES

The accessories on this page are all included in the KIT FOR PULLEY THERAPY - Code 1317100.
You can also buy them separately.



Code 1317101
HEEL SLING



Code 1317102
PAIR OF ANKLE SLINGS



Code 1317103
LEG SLING



Code 1317104
STRAP



Code 1317105
ANKLE SLING



Code 1317106
LEG SLING STRAP



Code 1317107
ARM SLING STRAP



Code 1317108
HEAD SLING



Code 1317109
PELVIS SLING



Code 1317110
TRUNK SLING



Code 1317111
HEEL SLING WITH RINGS



Code 1317112
20 MT LONG ROPE

The accessories on this page are all included in the KIT FOR PULLEY THERAPY - Code 1317100.
You can also buy them separately.



Code 1317113
HANDLE



Code 1317114
PULLEY



Code 1317115
SNAP HOOK



Code 1316052
ANKLE STRAP WITH RING



Code 1317116
S HOOK



Code 1316031
0,5 kg sandbag with eyelet

Code 1316032
1 kg sandbag with eyelet

Code 1316033
2 kg sandbag with eyelet

Code 1316034
3 kg sandbag with eyelet

Code 1316035
4 kg sandbag with eyelet

Code 1316036
5 kg sandbag with eyelet



Single exercise pulley Code 1315010



Double exercise pulley Code 1315020

SINGLE EXERCISE PULLEY - Code 1315010

Powder-coated steel single structure pulley for rehabilitation therapy. The working load can be adjusted up to 8 kg.

DOUBLE EXERCISE PULLEY - Code 1315020

Powder-coated steel structure with two pulleys with padded backrest upholstered with washable, fire-resistant leatherette. The working load can be adjusted up to 8 kg per side.

TECHNICAL SPECIFICATIONS	SINGLE	DOUBLE
Height	195 cm	185 cm
Width	30 cm	102 cm
Depth	28 cm	28 cm

CAST IRON WEIGHT - Code 1316041

Varnished cast iron weight
With hole diameter 25 mm.



Code 1316041



Double exercise pulley with wall bar Code 1315030

DOUBLE EXERCISE PULLEY WITH WALL BAR - Code 1315030

Powder-coated steel structure with chrome-plated sliding parts. It is made of two lateral exercise pulleys with a central wall bar with varnished steel uprights and 13 wooden rungs. The working load can be adjusted up to 8 kg.

TECHNICAL SPECIFICATIONS

Height	240 cm
Width	145 cm
Depth	28 cm

CAST IRON WEIGHT - Code 1316041

Varnished cast iron weight
With hole diameter 25 mm.



Code 1316041

GINNASTICA

GYMNASTIQUE

GYMNASTICS



FISIOTECH



GYMNIC CLASSIC

Ball used for various exercises in rehabilitation, in motor activity, for fitness and aerobics. Used in the Pilates method and in functional, sports and athletic training, too. Class I Medical Device.

TECHNICAL SPECIFICATIONS

Recommended max load	120 kg
Tested max load	300 kg

MODELS	COLOURS	CODE
Ø 45 cm	Yellow	1411011
Ø 55 cm	Red	1411012
Ø 65 cm	Blue	1411013
Ø 75 cm	Yellow	1411014
Ø 85 cm	Red	1411015
Ø 95 cm	Blue	1411016
Ø 120 cm	Red	1411017



GYMNIC CLASSIC PLUS

The Gymnic Classic Plus is the same as Gymnic Classic, but with a greater safety for the user as in case of piercing, the ball deflates slowly. Class I Medical Device.

TECHNICAL SPECIFICATIONS

Recommended max load	120 kg
Tested max load	300 kg

MODELS	COLOURS	CODE
Ø 55 cm	Red	1411021
Ø 65 cm	Blue	1411022
Ø 75 cm	Yellow	1411023



ACCESSORIES see descriptions and pictures on page 148.

THERASENSORY

The Therasensory ball presents small bumps on its whole surface. This particular surface amplifies the sensory perceptions and provides, at the same time, a pleasant massage, by fostering blood circulation. Suitable for functional recovery and rehabilitation gymnastics.

TECHNICAL SPECIFICATIONS

Recommended max load	120 kg
Tested max load	300 kg



MODELS	COLOURS	CODE
Ø 100 cm	Red	1411081
Ø 65 cm	Green	1411082



PHYSIO ROLL

Physio Roll was born from joining two balls together and creating an equipment with a great use range and a higher stability compared to balls. It is used in the physiotherapy sector and it is ideal for those who have coordination and balance difficulties, for the disabled, for the elderly, and for nursery schools.

TECHNICAL SPECIFICATIONS

Recommended max load	120 kg
Tested max load	300 kg



MODELS	COLOURS	CODE
Ø 30 cm - L 50 cm	Blue	1411071
Ø 40 cm - L 65 cm	Red	1411072
Ø 55 cm - L 90 cm	Yellow	1411073
Ø 70 cm - L 115 cm	Blue	1411074
Ø 85 cm - L 130 cm	Red	1411075



ACCESSORIES see descriptions and pictures on page 148.

FOAM BALL - Cod. 1411031

Soft, light, and colourful foam ball ideal for muscular strength exercises, floor exercises and for lumbar support.

Assorted colours Dimensions: Ø 20 cm Weight: 0,150 kg



Code 1411031

SOFTGYM - Cod. 1411091

Soft, light, and resistant ball, which allows performing a wide range of exercises that vary from muscle strengthening to low-impact exercises. Foldable, so that it can be brought everywhere. Thanks to the straw included in the package, it is easily inflatable.

Colours: RED Dimensions: Ø 23 cm



Code 1411091

TECHNICAL SPECIFICATIONS

Recommended max load	80 kg
Tested max load	100 kg



MEDICINE BALLS

Medicine balls are filled exclusively with water. Their surface allows achieving a good grip.



MODELS	COLOURS	CODE
Ø 10 cm - 500 gr	Green	1411051
Ø 12 cm - 1 kg	Red	1411052
Ø 15 cm - 2 kg	Yellow	1411053
Ø 17 cm - 3 kg	Blue	1411054
Ø 20 cm - 4 kg	Magenta	1411055
Ø 23 cm - 5 kg	Orange	1411056




ACCESSORIES see descriptions and pictures on page 148.

RHYTHMIC BALLS

Balls suitable for training in rhythmic gymnastics.

MODELS	COLOURS	CODE
Max Ø 16 cm - 280 gr	Assorted colours	1411061
Max Ø 18,5 cm - 420 gr	Blue	1411062



SENSY-BALLS

Soft and pleasant to touch. Thanks to their bumps, they provide a healthy stimulation of the pressure points. The three available sizes allow a wide application range. The smaller version is particularly suitable for massage therapy and manipulative exercises, whereas the two larger versions are ideal for low-impact exercises. The three sizes are all suitable for reflexology and relaxing techniques.

TECHNICAL SPECIFICATIONS	
Recommended max load Ø 20 – Ø 28	80 kg
Tested max load	100 kg

MODELS	COLOURS	CODE	
Ø 10 cm – 80 gr	Pack of two	Yellow	1411101
Ø 20 cm – 330 gr		Yellow	1411102
Ø 28 cm – 400 gr		Yellow	1411103

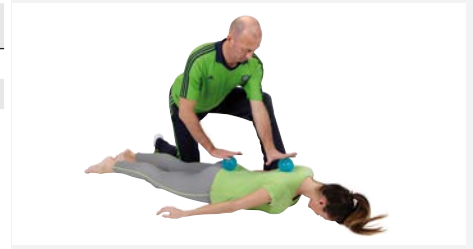


ACCESSORIES see descriptions and pictures on page 148.

REFLEX MASSAGE BALLS

The Reflexball reflex massage balls are ideal for massage, reflexology, hand therapy and relaxation exercises. Pack of two.

MODELS	COLOURS	CODE
Ø 8 cm - 85 gr	Green	1411111
Ø 9 cm - 120 gr	Blue	1411112
Ø 10 cm - 150 gr	Green	1411113



THERA FREEBALLS HAND - Code 1411131


Small balls that, thanks to their flexibility, allow performing specific exercises for hand rehabilitation.

Tera Freeballs Hand are ideal to develop finger mobility strengthening finger muscles, too. The set is made of two balls with different diameter.

Colours: RED and YELLOW Dimensions: 1 pc Ø 50 mm + 1 pc Ø 40 mm



Code 1411131



ACTIV ROLL - Code 1411121

A small roller with soft bumps for a comfortable massage. Activ Roll fosters blood circulation for a full-body benefit.

Used for foot and back massage, reflexology and skin-sensitisation exercises. The product is inflatable with a needle pump in order to achieve the desired level of inflation.

Colours: DARK GREY Dimensions: Ø 7,5 cm - L 15 cm



Code 1411121



ACCESSORIES see descriptions and pictures on page 148.

BALLS

ACCESSORIES

BALL SUPPORT "S" - Code 1411141

For balls Ø 45-55 cm.



BALL SUPPORT "M" - Code 1411151

For balls Ø 65-75 cm.



NEEDLE PUMP - Code 1411160

With flexible extension.



MANUAL PUMP - Code 1411161

Ideal for medium- or big-sized balls.



WALL BARS

WALL BARS WITH POWDER-COATED STEEL UPRIGHTS



Single section 13 rungs Code 1412010



Single section 14 rungs Code 1412020



Detail 14 rungs model

WALL BARS

Wall bars with oval clear-varnished beechwood rungs.

Powder-coated steel uprights with bars to fix the product to the wall.

One of the two upper rungs of the 14-rung wall bar is placed inwards while the other outwards to carry out suspension exercises.

TECHNICAL SPECIFICATIONS

Height	240 cm
Width	90 cm
Maximum load	125 kg

MODELS

	CODE
Single section 13 rungs	1412010
Single section 14 rungs	1412020

ACCESSORIES see descriptions and pictures on page 151.

WALL BARS

WOODEN WALL BARS



Single section Code 1412030



Double section Code 1412040

WOODEN WALL BARS

Clear-varnished beechwood wall bars with oval rungs.

One of the two upper rungs is placed inwards while the other outwards to carry out suspension exercises.

With zinc-plated steel joints to fix the wall bar to the wall.

TECHNICAL SPECIFICATIONS

Height	240 cm
Maximum load	125 kg

MODELS

MODELS	WIDTH	CODE
Single section	90 cm	1412030
Double section	180 cm	1412040

WALL BARS

ACCESSORIES

CURVED BACK SUPPORT - Code 1412500

Curved back support for wall bars.
Padded, upholstered in black washable fire-resistant leatherette.
Colour: BLACK.

TECHNICAL SPECIFICATIONS

Height	65 cm
Width	40 cm
Depth	18 cm



WALL BAR BOARD - Code 1412510

Wall bar board. Padded board upholstered in washable fire-resistant leatherette.
With feet-holding belt.
Colour: BLACK.

TECHNICAL SPECIFICATIONS

Height	180 cm
Width	30 cm




SUSPENSION FRAME - Code 1412520

Suspension frame for wall bar. Zinc-chromed steel frame with grid for hooks.
Useful for cervical traction and pulley therapy.

TECHNICAL SPECIFICATIONS

Height	40 cm
Width	64 cm
Depth	87 cm





Screen-printed 100 x 200 mirror Code 1413010



Plain 100 x 200 mirror Code 1413020

SCREEN-PRINTED OR PLAIN MIRRORS


4mm-thick mirrors with accident prevention adhesive film. In case the mirror breaks, the fragments will not fall. Mirrors with safety film are mounted on a polystyrene board and a white MDF board. An aluminium frame binds together the components. The mirrors can either be mounted on a wall or on a moving inclination-adjustable trolley.

MODELS	CODE
Screen-printed 100 x 200 h cm. Grid 10 x 5 cm	1413010
Plain 100 x 200 h cm	1413020
Screen-printed 100 x 170 h cm. Grid 10 x 5 cm	1413030
Plain 100 x 170 h cm	1413040

MIRROR TROLLEY

With powder-coated steel frame. When on the trolley, the mirror may be easily tilted and moved thanks to the four useful swivel castors placed on the base.

MODELS	CODE
Trolley for 100x200 cm mirrors	1413500
Trolley for 100x170 cm mirrors	1413510



FOAM MATTRESS

Blue PVC-covered compressed foam mattress. 600 gr/m², antibacterial, anti-dust mite, fire-resistant class 2.

Removable upholstery, with zip and handles for easy transportation.

Colour: BLUE.

MODELS	DENSITY	CODE
200 x 100 x 5 cm	30 kg / m ³	1414011
200 x 100 x 10 cm	16 kg / m ³	1414012



AGGLOMERATED FOAM MATTRESS - Cod. 1414013

Agglomerated foam mattress with anti-mould antibacterial class 2 fire-resistant covering with non-slip bottom. Removable upholstery, with zip and handles for easy transportation.

Suitable for gym exercises.

Colour: BLUE.



Code 1414013

TECHNICAL SPECIFICATIONS	
Density	80 kg / m ³
Dimensions	200 x 100 x 5 cm



MAT GOLD® MATTRESS

Exclusive polyurethane integral skin foam formulation (without HFC and CFC) with ODP (Ozone Depletion Potential) blowing agents. The completely open cell structure gives the mat excellent shock absorption features, allowing the normal airflow from every single layer of the product, the homogeneity in thickness and density in any spot of the mat. The special skin on the top and on the bottom lends further mechanical resistance.

These mats guarantee great resistance to abrasions and an excellent grip.

Colour: BLUE.

MODELS	DENSITY	CODE
200 x 100 x 3 cm	PK14	1414031
200 x 100 x 4 cm	PK16	1414032
200 x 100 x 5 cm	PK20	1414033



HORIZONTAL MAT TROLLEY - Cod. 1414901

Varnished steel structure with four rubber swivel castors diameter 100 mm.

Dimensions 200x100 cm.



FOLDABLE MAT - Cod. 1414021

Foldable mat for floor exercises.

PVC upholstery.

Colour: BLUE Dimensions: 180 x 60 x 4 cm



Code 1414021

MAT - Cod. 1414022

Mat that can be easily rolled up.

Colour: GREY Dimensions: 180 x 50 x 1 cm



Code 1414022



FOLDABLE MAT - Cod. 1414023

Foldable mat for floor exercises.


Colour: GREY Dimensions: 180 x 50 x 1 cm



Code 1414023

AIREX®

GYM MATS



AIREX® GYM MATS



Airex AG is the world-leading manufacturer of gym mats under the brand AIREX®. Tested materials and proven Swiss quality in the manufacturing process guarantee product durability even under tough conditions. AIREX® products meet or exceed current legal regulations in regards to materials and accident prevention measures.

Reasons why you should choose AIREX® professional products

- Comfort to touch
- Simple to clean, antimicrobial finishing
- Hard-wearing material for many years of use
- Yielding and supportive, protection against injuries
- Excellent damping capacity and great stability in balance exercises
- Lightness and flexibility, easy to roll and store
- Water repellent. Closed cell foam. No penetration of water or dirt

Three tips for your AIREX® products

1. Use the products barefoot or in socks (no sneakers)
2. If your products get dirty, clean them with ordinary soapy water. Disinfection is not going to be necessary thanks to integrated Sanitized protection!
3. Let the AIREX® products air dry thoroughly if they get wet (they can also be used outdoors)

GYM MATS

CORONELLA 185

AIREX® CORONELLA is suitable for: pilates, fitness, yoga, physiotherapy and rehabilitation, and club sport.

MODELS	COLOURS	WEIGHT	CODE
185 x 60 x 1,5 cm	Blue	2,2 kg	1414141
185 x 60 x 1,5 cm	Red	2,2 kg	1414142
185 x 60 x 1,5 cm	Slate	2,2 kg	1414143



Code 1414141



Code 1414142



Code 1414143

CORONELLA 200

AIREX® CORONELLA is suitable for: pilates, fitness, yoga, physiotherapy and rehabilitation, and club sport.

MODELS	COLOURS	WEIGHT	CODE
200 x 60 x 1,5 cm	Slate	2,4 kg	1414144
200 x 60 x 1,5 cm	Blue	2,4 kg	1414145
200 x 60 x 1,5 cm	Red	2,4 kg	1414146



Code 1414144



Code 1414145



Code 1414146

ACCESSORIES see descriptions and pictures on page 161.

GYM MATS

CORONA

AIREX® CORONA is suitable for: pilates, fitness, yoga, physiotherapy and rehabilitation and club sport.

MODELS	COLOURS	WEIGHT	CODE
185 x 100 x 1,5 cm	Blue	3,8 kg	1414151
185 x 100 x 1,5 cm	Red	3,8 kg	1414152
185 x 100 x 1,5 cm	Slate	3,8 kg	1414153



Code 1414151



Code 1414152



Code 1414153

ATLAS

AIREX® ATLAS is suitable for: fitness, physiotherapy and rehabilitation and club sport.

MODELS	COLOURS	WEIGHT	CODE
200 x 125 x 1,5 cm	Red	5,5 kg	1414161
200 x 125 x 1,5 cm	Waterblue	5,5 kg	1414162



Code 1414144



Code 1414145



ACCESSORIES see descriptions and pictures on page 161.

GYM MATS

HERCULES

AIREX® HERCULES is suitable for: physiotherapy and rehabilitation and club sport.

MODELS	COLOURS	WEIGHT	CODE
200 x 100 x 2,5 cm	Blue	6,6 kg	1414171
200 x 100 x 2,5 cm	Waterblue	6,6 kg	1414172



Code 1414171



Code 1414172

FITLINE 180

AIREX® FITLINE 180 is suitable for: fitness, pilates, yoga, and club sport.

MODELS	COLOURS	WEIGHT	CODE
200 x 58 x 1 cm	Waterblue	1,5 kg	1414181
200 x 58 x 1 cm	Charcoal	1,5 kg	1414182
200 x 58 x 1 cm	Kiwi	1,5 kg	1414183
200 x 58 x 1 cm	Pink	1,5 kg	1414184



Code 1414181



Code 1414182



Code 1414183



Code 1414184

ACCESSORIES see descriptions and pictures on page 161.

GYM MATS

CORONELLA 120 - Code 1414191

AIREX® CORONELLA 120 is suitable for: fitness and club sport.

MODELS	COLOURS	WEIGHT	CODE
120 x 60 x 1,5 cm	Blue	1,4 kg	1414191



FITLINE 140 - Code 1414201

AIREX® FITLINE 140 is suitable for: fitness, pilates, yoga, and club sport.

MODELS	COLOURS	WEIGHT	CODE
140 x 58 x 1 cm	Waterblue	1,2 kg	1414201



PILATES 190 - Code 1414212


AIREX® PILATES 190 is suitable for: fitness, pilates, yoga.

MODELS	COLOURS	WEIGHT	CODE
190 x 60 x 0,8 cm	Anthracite	1,4 kg	1414212



EYELETS

MODELS	CODE
Type 15 eyelets suitable for: AIREX® CORONELLA	1414301
Type 10 eyelets suitable for: AIREX® FITLINE140/180	1414302
Type 8 eyelets suitable for: AIREX® PILATES 190	1414303



WALL SUPPORT - Code 1414311

Wall support for AIREX® mats with eyelet.
Suitable for: CORONELLA – FITLINE140/180 – PILATES 190



WALL SUPPORT - Code 1414312

Wall support for AIREX® mats without eyelet.
Suitable for: CORONELLA – FITLINE 140/180



WALL SUPPORT - Code 1414313

Wall support for AIREX® mats without eyelet.
Suitable for: CORONA – HERCULES



BALANCE TRAINING

BALANCE PAD - Code 1414221

Smooth surface ideal for balance training. The thickness of 6 cm makes the product unstable. This, added to the yielding foam the pad is made of, causes a constant challenge to the body in maintaining balance and stabilising the joints.

Suitable for: pilates, fitness, yoga, physiotherapy and rehabilitation, club sport and balance training.

MODELS	COLOURS	WEIGHT	CODE
41 x 50 x 6 cm	Blue	0,68 kg	1414221



Code 1414221

BALANCE PAD ELITE

The AIREX® BALANCE PAD ELITE differs from the BALANCE PAD in that it has a honeycomb structure on the top and on the bottom.

MODELS	COLOURS	WEIGHT	CODE
41 x 50 x 6 cm	Blue	0,68 kg	1414231
41 x 50 x 6 cm	Kiwi	0,68 kg	1414232
41 x 50 x 6 cm	Lava	0,68 kg	1414233
41 x 50 x 6 cm	Pink	0,68 kg	1414234



Code 1414231

Code 1414232



Code 1414233

Code 1414234

BALANCE PAD XL - Code 1414251

The AIREX® BALANCE PAD XL is same as BALANCE PAD ELITE but with different dimensions.

MODELS	COLOURS	WEIGHT	CODE
98 x 41 x 6 cm	Blue	1,4 kg	1414251



Code 1414251

BALANCE BEAM - Code 1414241

Product developed especially for clinical balance and proprioception exercises. It is based on the shape of a conventional balance beam and used mainly in physiotherapy to regain walking and foot functions.

MODELS	COLOURS	WEIGHT	CODE
160 x 24 x 6 cm	Blue	0,99 kg	1414241



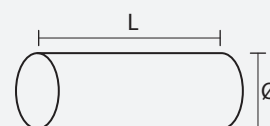
Code 1414241

CUSHIONS

Cushions available in different shapes and sizes.

Polyurethane foam padding density: 30 kg/m³, Italian fire resistance rating: 1 IM.

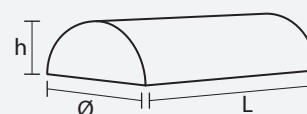
Washable leatherette upholstery, Italian fire resistance rating: 1 IM.



ROLL

MODELS	COLOURS	CODE
L 20 x Ø 8 cm	assorted colours	1415101
L 35 x Ø 15 cm	assorted colours	1415102
L 50 x Ø 15 cm	assorted colours	1415103
L 30 x Ø 30 cm	assorted colours	1415104
L 50 x Ø 25 cm	assorted colours	1415105
L 100 x Ø 25 cm	assorted colours	1415106
L 100 x Ø 40 cm	assorted colours	1415107
L 60 x Ø 30 cm	assorted colours	1415108
L 120 x Ø 30 cm	assorted colours	1415109

See colours and materials in the chart on the back cover flap.



HALF-ROLL

MODELS	COLOURS	CODE
L 30 x Ø 16 x h 8 cm	assorted colours	1415201
L 50 x Ø 25 x h 12,5 cm	assorted colours	1415202
L 60 x Ø 30 x h 15 cm	assorted colours	1415203

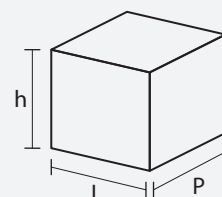
See colours and materials in the chart on the back cover flap.

CUSHIONS

Cushions available in different shapes and sizes.

Polyurethane foam padding density: 30 kg/m³, Italian fire resistance rating: 1 IM.

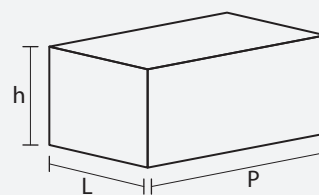
Washable leatherette upholstery, Italian fire resistance rating: 1 IM.



CUBE

MODELS	COLOURS	CODE
L 40 x P 40 x h 40 cm	assorted colours	1415301
L 30 x P 30 x h 30 cm	assorted colours	1415302

See colours and materials in the chart on the back cover flap.



PARALLELEPIPED

MODELS	COLOURS	CODE
L 40 x P 20 x h 10 cm	assorted colours	1415501
L 25 x P 50 x h 25 cm	assorted colours	1415502

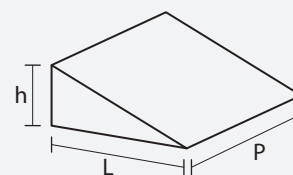
See colours and materials in the chart on the back cover flap.

CUSHIONS

Cushions available in different shapes and sizes.

Polyurethane foam padding density: 30 kg/m³, Italian fire resistance rating: 1 IM.

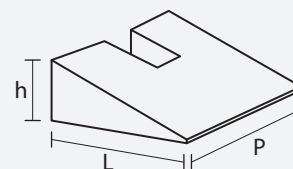
Washable leatherette upholstery, Italian fire resistance rating: 1 IM.



WEDGE

MODELS	COLOURS	CODE
L 35 x P 35 x h 10 cm	assorted colours	1415402
L 25 x P 25 x h 10 cm	assorted colours	1415403
L 45 x P 60 x h 15 cm	assorted colours	1415404
L 60 x P 60 x h 15 cm	assorted colours	1415405
L 60 x P 60 x h 30 cm	assorted colours	1415406
L 45 x P 45 x h 15 cm	assorted colours	1415408

See colours and materials in the chart on the back cover flap.



CUT-OUT WEDGE

MODELS	COLOURS	CODE
L 40 x P 34 x h 9 cm	assorted colours	1415407

See colours and materials in the chart on the back cover flap.

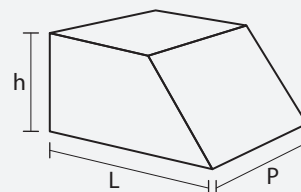
CUSHIONS

CUSHIONS

Cushions available in different shapes and sizes.

Polyurethane foam padding density: 30 kg/m³, Italian fire resistance rating: 1 IM.

Washable leatherette upholstery, Italian fire resistance rating: 1 IM.



TRAPEZOID

MODELS	COLOURS	CODE
L 50 x P 40 x h 30 cm	assorted colours	1415601
L 50 x P 40 x h 30-16 cm	assorted colours	1415602

See colours and materials in the chart on the back cover flap.



MOVIN'SIT - Code 1417141

Movin' Sit is an inflatable dynamic cushion that activates the trunk muscles and supports the backbone. Its shape was carefully studied in order to promote good posture by facilitating the search for a balanced pelvic position.

TECHNICAL SPECIFICATIONS

Recommended max load	120 kg
Tested max load	200 kg

MODELS	COLOURS	CODE
L 36 x P 36 x h 7 cm	Blue	1417141





DISC'O'SIT - Code 1417131

Disc'o'Sit sitting cushion for a correct posture. When positioned on a chair, it relieves the backbone, thanks to the movement it provides.

The Disc'o'Sit is useful in functional training as well.

Suitable for floor exercises to improve coordination, reflexes and stability.

TECHNICAL SPECIFICATIONS

Recommended max load	120 kg
Tested max load	200 kg

MODELS	COLOURS	CODE
Ø 39 cm	Blue	1417131




ACCESSORIES - Code 1417132

Cover with zip useful when the Disc'o'Sit is used as a sitting cushion.

Colours: BLUE

HOOPS


Colourful nylon hoops, flat section. Used for psychomotor courses along with cones with holes (code 1416031) and sticks (code 1416061).



MODELS	COLOURS	CODE
Ø 60 cm	assorted colours	1416011
Ø 70 cm	assorted colours	1416012
Ø 80 cm	assorted colours	1416013

PVC STICKS SET - Code 1416061

Set of four colourful gymnastics PVC sticks. Used for psychomotor courses along with cones with holes (code 1416031) and hoops (codes 1416011-12-13).



MODELS	COLOURS	CODE
Ø 3 cm	assorted colours	1416061

Code 1416061

CONE WITH HOLES - Code 1416031

Cone with holes available in four random colours (red, yellow, green, blue). Split vertex to insert PVC sticks (code 1416061) and hoops (codes 1416011-12-13) and three symmetrical lateral holes to insert PVC sticks in order to create courses.



MODELS	COLOURS	CODE
30 cm H	assorted colours	1416031

Code 1416031

CLUBS AND STICKS

WOODEN CLUBS

Clear-varnished beech clubs.

MODELS	DIMENSIONS	WEIGHT	CODE
Small clubs	310 x 56 mm	300 gr	1416041
Medium clubs	350 x 56 mm	400 gr	1416042
Big clubs	390 x 56 mm	500 gr	1416043



NYLON CLUBS - Code 1416045

Pair of colourful nylon clubs for rhythmic gymnastics.

MODELS	DIMENSIONS	WEIGHT	CODE
Nylon clubs	450 mm	150 gr	1416045



Code 1416045

WOODEN STICKS

Clear-varnished wood stick for gymnastics.

LENGTH	DIAMETER	CODE
70 cm	Ø 2,4 cm	1416051
80 cm	Ø 2,4 cm	1416052
90 cm	Ø 2,4 cm	1416053
100 cm	Ø 2,4 cm	1416054
120 cm	Ø 2,4 cm	1416055
150 cm	Ø 2,4 cm	1416056



WALL-MOUNTED STICK RACK - Code 1416071

Wall-mounted stick rack. Varnished steel tube.

Capacity: 100 pcs.

Dimensions: length 50 x width 35 x height 35 cm.



Code 1416071

ELASTIC BANDS

Elastic bands are simple and practical tools for fitness, pilates, muscle toning and strengthening, rehabilitation and stretching.

Dimensions: 120 x 14,5 cm.



MODELS	COLOURS	CODE
Extra light	Yellow	1417011
Light	Red	1417012
Medium	Green	1417013
Heavy	Blue	1417014



25MT-LONG ELASTIC BANDS

Dimensions: 25 mt x 14,5 cm.



MODELS	COLOURS	CODE
Extra light	Yellow	1417021
Light	Red	1417022
Medium	Green	1417023
Heavy	Blue	1417024

ELASTIC BANDS WITH HANDLES

Polyurethane latex free elastic band rolls. Thanks to their dimensions, they are suitable for low-impact exercises and for use in pools, as they do tolerate chlorine.

Dimensions: 160 x 5 cm.



MODELS	COLOURS	CODE
Extra light	Red	1417031
Light	Yellow	1417032
Medium	Blue	1417033
Heavy	Green	1417034



ELASTIC BAND HANDLES - Code 1417111



Code 1417111

ROLL 20 mt x 5 cm

Polyurethane latex free elastic band rolls. Thanks to their dimensions, they are suitable for low-impact exercises and for use in pools, as they do tolerate chlorine. Dimensions 20 mt x 5 cm.


MODELS	COLOURS	CODE
Extra light	Red	1417041
Light	Yellow	1417042
Medium	Blue	1417043
Heavy	Green	1417044



POWER LOOP

Power loop is a large elastic loop with a high resistance. It is ideal for functional training, fitness, physical therapy. Thickness: 0,45 cm.

MODELS	DIMENSIONS	COLOURS	CODE
Extra light	104 x 1,25 cm	Red	1417051
Light	104 x 1,90 cm	Black	1417052
Medium	104 x 2,85 cm	Yellow	1417053
Strong	104 x 4,45 cm	Green	1417054
Extra strong	104 x 6,35 cm	Blue	1417055
Super extra strong	104 x 8,25 cm	Orange	1417056



TUBING 10 MT

Polyurethane, latex free high resistance tubing bands. They are a simple and practical tool for muscle toning and strengthening, for rehabilitation and stretching. Dimensions: 10 mt.

MODELS	COLOURS	CODE
Extra light	Red	1417071
Light	Yellow	1417072
Medium	Violet	1417073
Heavy	Black	1417074



TUBING HANDLES - Code 1417112



Code 1417112

TUBING BANDS WITH HANDLES

Polyurethane, latex free high resistance tubing bands. They are a simple and practical tool for muscle toning and strengthening, for rehabilitation and stretching.
Dimensions: 160 cm.


MODELS	COLOURS	CODE
Extra light	Red	1417061
Light	Yellow	1417062
Medium	Violet	1417063
Heavy	Black	1417064



EIGHT-SHAPED TUBING BANDS

Eight-shaped high resistance tubing bands with handles. Polyurethane, latex free elastics, ideal for functional training, fitness, physical therapy.

MODELS	COLOURS	CODE
Light	Red	1417101
Medium	Yellow	1417102
Strong	Violet	1417103
Extra strong	Green	1417104



TUBING BAND RINGS

Polyurethane, latex free high resistance tubing band rings. They are a simple and practical tool for muscle toning and strengthening, for rehabilitation and stretching.

MODELS	COLOURS	CODE
Light	Red	1417081
Medium	Yellow	1417082
Strong	Violet	1417083
Extra strong	Black	1417084



TUBING BAND RINGS WITH HANDLES

Polyurethane, latex free high resistance tubing band rings with handles ideal for functional training, fitness, physical therapy.

MODELS	COLOURS	CODE
Light	Red	1417091
Medium	Yellow	1417092
Strong	Violet	1417093
Extra strong	Black	1417094



ANKLE AND WRIST WEIGHTS

LEATHERETTE ANKLE AND WRIST WEIGHTS

Leatherette covering. Hook and loop fasteners.

MODELS	CODE
Pair 1 kg (2 x 0.5 kg each)	1417301
Pair 2 kg (2 x 1 kg each)	1417302
Pair 3 kg (2 x 1.5 kg each)	1417303
Pair 4 kg (2 x 2 kg each)	1417304
Pair 5 kg (2 x 2.5 kg each)	1417305
Pair 6 kg (2 x 3 kg each)	1417306
Pair 7 kg (2 x 3.5 kg each)	1417307
Pair 8 kg (2 x 4 kg each)	1417308



NEOPRENE ANKLE AND WRIST WEIGHTS

Neoprene covering. Hook and loop fasteners.

Colour: BLACK.

MODELS	CODE
Pair 1 kg (2 x 0.5 kg each)	1417311
Pair 2 kg (2 x 1 kg each)	1417312
Pair 3 kg (2 x 1.5 kg each)	1417313
Pair 4 kg (2 x 2 kg each)	1417314
Pair 5 kg (2 x 2.5 kg each)	1417315





DUMBBELLS

Cast iron dumbbells covered in vinyl for a good grip.
Pack of two.

MODELS	CODE
1 kg dumbbells	1417401
2 kg dumbbells	1417402
3 kg dumbbells	1417403
4 kg dumbbells	1417404
5 kg dumbbells	1417405

DUMBBELL RACK - Code 1417451



Code 1417451

FIT-BALL ROLLER - Code 1418121

The Fit-Ball Roller is an effective alternative to hard cylinders. This multi-purpose tool allows performing a wide range of exercises, which vary from abdominal strengthening to stretching, relaxation and Pilates. Inflatable according to the desired hardness.



Code 1418121

TECHNICAL SPECIFICATIONS

Recommended max load	120 kg
Tested max load	200 kg
Diameter	18 cm
Length	75 cm



FOAM-ROLL

Instrument for physiotherapy exercises used to improve the muscular flexibility and for relaxing self-massages to relieve muscular tension and favour mental and physical wellbeing.



MODELS	DIMENSIONS	CODE
Cylinder	Ø 15 cm - L 90 cm	1418131
Small cylinder	Ø 15 cm - L 45 cm	1418132



NEEDLE PUMP - Code 1411160

With flexible extension.



Code 1411160

SKIPPING ROPE - Code 1417501

Cotton skipping rope for rhythmic gymnastics. The central section is thicker due to a soft plastic covering. With wooden handles. Length: 280 cm.



Code 1417501

SKIPPING ROPE - Code 1417502

Coloured cotton skipping rope for rhythmic gymnastics with lead core. Length: 280 cm.



Code 1417502

MINI TRAMPOLINE - Code 1418111

Mini trampoline.

TECHNICAL SPECIFICATIONS

Max weight	100 kg
Diameter	98 cm
Height	20 cm



Code 1418621

"BAUMANN" SUPPORTS

Pair of "Baumann" supports, made of clear varnished hardwood.

MODELS	DIMENSIONS	CODE
Medium	168 x 92 x 65 mm	1416081
Small	150 x 88 x 65 mm	1416082



"BAUMANN" BLOCKS - Code 1416083

Pair of "Baumann" blocks, made of clear varnished hardwood. Dimensions: 140 x 65 x 65 mm.



Code 1416083

MAGIC CIRCLE - Code 1417621

A ring that allows performing several trunk, leg and abdomen exercises. Suitable for arm, back, chest, internal and external thigh and calf toning. With ergonomic handles. Colour: BLACK Dimensions: Ø 38 cm



Code 1417621






Wooden trolley Code 1418611

WOODEN TROLLEY - Code 1418611

Clear vanished solid wood trolley with three shelves, with castors.
Dimensions: 92 x 68 x 95 cm.



 The trolley (code 1418611) is not included in the psychomotor kit.

PSYCHOMOTOR KIT - Code 1418621

A combination of instruments such as sticks, cones, hoops, balls, which qualified staff uses to create psychomotor courses or motor programmes in gyms.

- N° 01 wooden stick length 70 cm
- N° 01 wooden stick length 80 cm
- N° 01 wooden stick length 90 cm
- N° 01 pack of PVC sticks length 100 cm
- N° 04 cones with three holes and four splits, height 30 cm
- N° 02 pairs of small wooden clubs
- N° 01 pair of medium supports
- N° 01 pair of small supports
- N° 01 pair of blocks
- N° 02 flat-section nylon hoops 60 cm
- N° 02 flat-section nylon hoops 70 cm
- N° 02 flat-section nylon hoops 80 cm
- N° 04 skipping ropes with handles and thicker central section
- N° 04 skipping ropes with lead core, assorted colours
- N° 04 420 gr balls for rhythmic gymnastics
- N° 01 2 kg medicine balls
- N° 01 pair ankle/wrist weights 1 kg (2x 0,5 kg)
- N° 02 psychomotor training sandbags
- N° 02 psychomotor training PVC bags
- N° 02 green elastic bands (medium) 120x14,5 cm
- N° 01 roll cushion dimensions 35x15 cm
- N° 01 roll cushion dimensions 50x25 cm

DIAGNOSTICA
DIAGNOSTICS
DIAGNOSTIC



FISIOTECH

F/ SIOTECH



PODOSCOPE - Code 1511010

Device for the plantar analysis of feet. Varnished beech structure, crystal footboard and double LED lighting on two sides.

TECHNICAL SPECIFICATIONS

Foot base dimensions	44 x 39 cm
Max working load	135 kg
Dimensions	50 x 48 x 35 h cm



Code 1511010

STEPS FOR STRESS TEST - Code 1312080

Powder-coated steel structure with wooden adjustable step covered in nonslip material. It is a useful tool for cardiology stress tests.

TECHNICAL SPECIFICATIONS

Step heights	30-40-50 cm
Max working load	120 kg
Weight	25 kg
Dimensions	70 x 67 x 129 h cm



Code 1312080

PLUMB BOB - Code 1514010

The plumb bob is useful in measuring deviations in posture and precisely and accurately evaluating whether the patient has a posture of scoliotic nature.



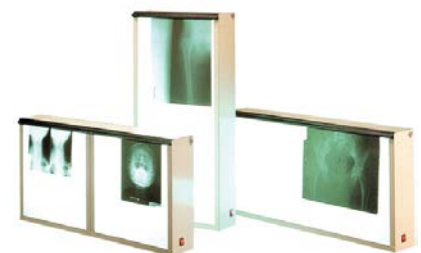
Code 1514010

X-RAY FILM VIEWER

Wall mounted white varnished steel sheet instrument with stainless steel film holder. It has cold fluorescent lamps (6500° K) with unbreakable opaline diffuser.

MODELS

MODELS	CODE
90 x 60 cm	1512010
70 x 43 cm	1512020



EYE CHART - Code 1512030

Wall mounted white varnished steel sheet. It has cold fluorescent lamps (6500° K) with an unbreakable opaline, screen-printed, acrylic diffuser.

TECHNICAL SPECIFICATIONS

Distance	3 mt
Dimensions	68 x 31 x thickness 9 cm



Code 1512030

SCALE

Professional instrument with clock-like dial. Aluminium and painted metal structure. Non-toxic, nonslip rubber platform. With nonslip feet.

TECHNICAL SPECIFICATIONS

Platform dimensions	27 x 40 x 8,5 cm
Dial dimensions	Ø 18 cm
Max working load	150 kg
Division	1000 gr

MODELS

MODELS	CODE
With column h 90 cm	1513010
Without column	1513020



HEIGHT ROD - Code 1513200

Mechanical telescopic height rod with a strong anodised aluminium rod. It can be mounted on scales or on the wall.



Code 1513200

ARREDAMENTO

FURNITURE

MOBILIER

 **FSIOTECH**



FISIOTECH

MEDICAL OFFICE

GLASS DOOR CABINETS

Tempered glass door cabinets with four adjustable shelves and hinged doors, painted steel structure.

TECHNICAL SPECIFICATIONS

Length	80 / 60 cm
Width	40 cm
Height	180 / 160 cm

MODELS	DIMENSIONS	CODE
Two hinged doors	80 x 40 x 180 cm	1611011
One hinged door	60 x 40 x 160 cm	1611012



DESK - Code 1611101

Desk with three drawers, painted steel structure and plywood board.

TECHNICAL SPECIFICATIONS

Length	130 cm
Width	80 cm
Height	73 cm



Code 1611101

REVOLVING CHAIR - Code 1611201

Revolving chair with functional aesthetical features, with a high backrest in constant contact with your back.

TECHNICAL SPECIFICATIONS

Depth	63 cm
Width	54 cm
Height	109 cm
Seat depth	44 cm
Seat width	46 cm
Seat height	55 cm



Code 1611201

UPHOLSTERED CHAIR - Code 1611202

Chair with non-deformable padding, painted steel structure.

TECHNICAL SPECIFICATIONS

Depth	66 cm
Width	71 cm
Height	75 cm
Seat depth	49 cm
Seat width	50 cm
Seat height	42 cm



Code 1611202

REVOLVING COAT RACK - Code 1611301

Standing, revolving coat rack with umbrella stand and drip tray.



Code 1611301

SCREEN - Code 1611401

Screen made of anodized aluminium tube frame.
Washable, self-extinguishing plastic curtains.
Ø 5 cm castors (central ones with brake).

TECHNICAL SPECIFICATIONS

Total width	160 cm
Height	170 cm
Section width	55 cm



Code 1611401



REVOLVING STOOL

Stool with five spokes. The height is adjustable with a gas spring. The seat is upholstered in a fire-resistant leatherette. See colours and materials in the chart on the back cover flap.

TECHNICAL SPECIFICATIONS

Height adjustment	40-55 cm
Base diameter	60 cm
Seat diameter	35 cm
Max load	120 kg

MODELS

CODE

Black frame with castors	1612011
Black frame with feet	1612012
Chrome-plated frame with castors	1612013
Chrome-plated frame with feet	1612014



UPHOLSTERED BENCH

Powder-coated steel structure, padded seat upholstered in class 11M fire-resistant, washable leatherette. Maximum load 150 Kg.

MODELS

DIMENSIONS

CODE

Small	60 x 30 x 45 cm	1613011
Big	120 x 30 x 45 cm	1613012

COUCH STAIRS AND SEATING

WOODEN STOOL

Clear varnished hardwood beech stool. Maximum load 120 Kg.

MODELS	DIMENSIONS	CODE
Small	18 x 37 x 15 cm	1612201
Big	30 x 50 x 45 cm	1612202



WOODEN CHAIR

Clear-varnished beech wood chairs with or without armrests. Maximum load 110 Kg.

MODELS	DIMENSIONS	CODE
Without armrests	51 x 53 x 82 cm	1611203
With armrests	56 x 59 x 82 cm	1611204



MOVING MEDICAL TROLLEY

Multi-purpose medical trolley. It can be fully disassembled. RAL 9001 powder-coated steel tube, RAL 7035 powder-coated steel shelves, complete with Ø 5 cm swivel castors.

TECHNICAL SPECIFICATIONS	
Width	50 / 65 cm
Depth	34 / 45 cm
Height	82 cm

MODELS	DIMENSIONS	CODE
Small, two shelves	50 x 34 x 82 cm	1614010
Small, three shelves	50 x 34 x 82 cm	1614020
Big, two shelves	65 x 45 x 82 cm	1614030
Big, three shelves	65 x 45 x 82 cm	1614040



COUCH STAIRS AND SEATING

MULTI-PURPOSE TROLLEY

Multi-purpose trolley with welded 18/10 (AISI 304) stainless steel 25-mm tube structure. With two stainless steel pushing handles. Complete with four swivel castors Ø125 mm and bumpers.

TECHNICAL SPECIFICATIONS

Width	82 cm
Depth	52 cm
Height	82 cm

MODELS

MODELS	CODE
With two shelves	1614101
With two horizontal drawers	1614111



Code 1614101



Code 1614111

COUCH STAIRS

Couch stairs with chrome-plated structure and nonslip steps.

TECHNICAL SPECIFICATIONS

Step depth	20 cm
Step width	38 cm
First step height	22 cm
Second step height	44 cm
Maximum load	150 kg

MODELS

MODELS	DIMENSIONS	CODE
Single step	39 x 28 x 22 cm	1612101
Two steps	39 x 52 x 44 cm	1612102



Code 1612101



Code 1612102

CHANGING ROOM FURNITURE

CHANGING ROOM BENCHES

Simple changing room bench, varnished steel tube frame and wooden planks.

TECHNICAL SPECIFICATIONS

Height	45 cm
Depth	35 cm

MODELS

MODELS	CODE
Width 1 mt	1613021
Width 2 mt	1613022



Code 1613021



Code 1613022

CHANGING ROOM BENCHES

Changing room bench with backrest, varnished steel tube frame and wooden planks.

TECHNICAL SPECIFICATIONS

Height	85 cm
Depth	40 cm

MODELS

MODELS	CODE
Width 1 mt	1613023
Width 2 mt	1613024



Code 1613023



Code 1613024

CHANGING ROOM BENCHES

Complete changing room bench, varnished steel tube frame and wooden planks.

TECHNICAL SPECIFICATIONS

Height	180 cm
Depth	40 cm

MODELS

MODELS	CODE
Width 1 mt	1613025
Width 2 mt	1613026



Code 1613025



Code 1613026

CHANGING ROOM FURNITURE

WALL CLOTHES RACK

Wall clothes rack with bag rack, varnished steel structure and wooden planks.

MODELS	CODE
Width 1 mt with 3 hooks	1613031
Width 2 mt with 6 hooks	1613032




Code 1613032

SIMPLE CLOTHES RACK

Wooden wall clothes rack.

MODELS	CODE
Width 1 mt with 3 hooks	1613033
Width 2 mt with 6 hooks	1613034



Code 1613034

FOOTREST

Wooden footrest with rubber feet.

MODELS	CODE
Width 1 mt	1613041
Width 2 mt	1613042



ARTICOLI ORTOPEDICI

ORTHOPAEDIC AIDS

MATÉRIEL ORTHOPÉDIQUE



A close-up photograph of a person's hand holding a walking stick. The stick has a black handle with a small sensor or button on it. A thin black cable is connected to the handle and runs across the frame. The background is a blurred outdoor setting. The entire image is overlaid with a semi-transparent green filter.

FISIOTECH

CRUTCHES - Code 1711010

Grey varnished aluminium alloy crutches. Fixed arm support in thermoplastic material. Plastic handle with reflector. Nonslip, stain-resistant rubber stopper.

Package 1 pair.

Height adjustable on 10 levels.

TECHNICAL SPECIFICATIONS

Min/max height ground to handle	68,5 – 91 cm
Height handle to arm support	24 cm
Weight	0,45 kg
Max load	150 kg



Code 1711010

WALKER WITH FOUR STOPPERS - Code 1712010

Foldable aluminium alloy walker.

With four stoppers.

TECHNICAL SPECIFICATIONS

Height adjustment	80 – 95 cm
Length	45 cm
Width	55 cm
Weight	2,5 kg
Max load	110 kg



Code 1712010

WALKER WITH TWO STOPPERS AND TWO CASTORS - Code 1712020

Foldable aluminium alloy walker.

With two stoppers and two rigid castors.

TECHNICAL SPECIFICATIONS

Height adjustment	80 – 95 cm
Length	45 cm
Width	55 cm
Weight	2,5 kg
Max load	110 kg



Code 1712020

WALKER - Code 1712110

Big foldable walker with four swivel castors, of which two with total brake. Equipped with height-adjustable underarm supports.

TECHNICAL SPECIFICATIONS

Height adjustment	78 – 95 cm
Underarm support height adjustment	112 – 145 cm
Length	72 cm
Width	55 cm
Castors dimensions	8 cm
Max load	150 kg



Code 1712110

ROLLATOR - Code 1712150

Blue varnished steel foldable Rollator walker. The Rollator walker is equipped with seat, lever brake, basket, tray, and cane holder

TECHNICAL SPECIFICATIONS

Height adjustment	80 – 98 cm
Length	70 cm
Width	62 cm
Upholstered polyurethane seat	L 43 x h 62 cm
Pivoting front castors dimensions	20 x 5 cm
Rigid rear castors dimensions	20 x 5 cm
Weight	12 kg
Max load	150 kg



Code 1712150

HOME FITNESS
ENTRAÎNEMENT MAISON

A woman with blonde hair, wearing a teal tank top and dark shorts, is smiling while sitting on a stationary exercise bike in a gym. She is holding a clear plastic water bottle in her right hand and a white towel in her left hand. The background shows a wooden bench and other gym equipment. The entire image has a warm, yellowish tint.

FISIOTECH

EASY ACCESS EXERCISE BIKE



EASY ACCESS EXERCISE BIKE - Code 1811010

Magnetic home fitness exercise bike.

TECHNICAL SPECIFICATIONS

Resistance system	Magnetic
Tension levels	8 levels manual tension
Flywheel	10 kg
Display	1 window lcd
Functions	Time / speed / distance / calories / pulse / odometer
Programs	No
Heart Rate Monitoring	Hand pulse
Handlebar	Ergonomic, multiple handles, adjustable
Seat	Graduated compression, horizontally and vertically adjustable
Crank arms	3 pieces
Maximum User Weight	120 kg
Distance seat-pedal	Min. 69 cm – Max 96 cm
Net Weight	28 kg
Gross Weight	31 kg
Set-Up Sizes	105 x 51 x 132 cm (LxWxH)
Package Dimensions	90 x 26 x 64 cm (LxWxH)
Transportation Wheels	Yes
Certifications	CE, ROHS, EN957

ELECTROMAGNETIC EXERCISE BIKE



ELECTROMAGNETIC EXERCISE BIKE - Code 1811020

Electromagnetic home fitness exercise bike.

TECHNICAL SPECIFICATIONS	
Resistance system	Electromagnetic power 8V
Tension levels	16 levels electronically tension
Flywheel	12 kg
Display	1 colour window LCD
Functions	Time / speed / distance / calories / pulse / RPM / program diagram / effort / watt
Programs	Manual – 10 pre set (16 levels)
Heart Rate Monitoring	Hand pulse + Wireless receiver
Heart rate chest belt	Optional
Handlebar	Ergonomic, multiple handles, adjustable
Seat	Graduated compression, horizontally and vertically adjustable
Crank arms	3 pieces
Maximum User Weight	130 kg
Distance seat-pedal	Min. 68 cm – Max 95 cm
Net Weight	29 kg
Gross Weight	33 kg
Set-Up Sizes	103 x 52 x 135 cm (LxWxH)
Package Dimensions	86 x 32 x 64,5 cm (LxWxH)
Transportation Wheels	Yes
Certifications	CE, ROHS, EN957



RECUMBENT EXERCISE BIKE - Code 1811030

Magnetic home fitness exercise bike.

TECHNICAL SPECIFICATIONS	
Resistance system	Magnetic
Tension levels	8 levels manual tension
Flywheel	9 kg
Display	1 window lcd
Functions	Time / speed / distance / calories / pulse
Programs	No
Heart rate monitoring	Hand pulse
Heart rate chest belt	No
Handlebar	Ergonomic, antislip
Seat	High absorption, horizontally adjustable, breathable backrest
Crank arms	3 pcs
Maximum User Weight	135 kg
Net Weight	43 kg
Gross Weight	49 kg
Set-Up Sizes	152 x 60,5 x 125,5 cm (LxWxH)
Package Dimensions	150 x 28 x 69 cm (LxWxH)
Transportation Wheels	Yes
Certifications	CE, ROHS, EN957



TREADMILL - Code 1812010

Home fitness treadmill.

TECHNICAL SPECIFICATIONS

Motor	2,5 continuous HP / 3,5 peak HP
Speed	1,0-18 km/h with 0,1 km/h increase - 3 speed quick selection
Incline	Power incline / 18 levels / 3 incline quick selection
Display	1 LCD window 123 x 67 mm, blue backlight
Functions	Time / distance / speed / incline / calories / pulse / steps
Programs	Manual / 25 pre-set with speed and incline variation / 3 customisable / 3 HRC / body fat test / program pause function
Heart rate monitoring	Hand pulse + wireless receiver
Heart rate chest belt	standard
Running deck	Folding, easy unfolding system with hydraulic piston
Running surface/cushioning	46 x 140 cm – 4 air shox + 4 absorbing cushions
Roller size	46 mm front, 42 mm rear
Running belt	Non-slip with double-weave cotton canvas
Handrail buttons	Incline / speed, slip grip
Accessories	Bluetooth speaker + tablet support + 2 bottle holders
Transportation wheels	Yes
All-In-One assembly	No
Set-Up sizes	180 x 75 x 138 cm (LxWxH)
Folded size	113 x 75 x 150 cm (LxWxH)
Package dimensions	76,5 x 33,5 x 174 cm (LxWxH)
Maximum user weight	120 kg
Net weight	63 kg
Gross weight	71 kg
Certifications	CE, ROHS, EN957

STEPPER



STEPPER - Code 1813010

Home fitness stepper.

TECHNICAL SPECIFICATIONS

Resistance	Independent hydraulic pistons - 12 levels
Foldable	Yes
Display	1 LCD window
Functions	Time / step / step/minute / calories
Handlebar	Ergonomic, multiform
Set-Up Sizes	75 x 41.5 x 131 cm (LxWxH)
Folded Size	41.5 x 17 x 98 cm (LxWxH)
Package Dimensions	17 x 41.5 x 98 cm (LxWxH)
Maximum User Weight	100 kg
Net Weight	19 kg
Gross Weight	20 kg

ROWING MACHINE



ROWING MACHINE - Code 1814010

Home fitness rowing machine.

TECHNICAL SPECIFICATIONS

Resistance system	Magnetic
Resistance	Manual with handle on eight levels
Foldable	Yes
Display	1 LCD window
Functions	Time / strokes / distance / calories / total strokes
Flywheel	6 kg
Set-Up sizes	162 x 55 x 87 cm (LxWxH)
Folded size	87 x 55 x 162 cm (LxWxH)
Package dimensions	142 x 53 x 20,5 cm (LxWxH)
Maximum user weight	100 kg
Net weight	21,5 kg
Gross weight	25 kg

TERMS OF SALE

ORDERS

Orders must be sent by e-mail at contact@fisiotech.com or at info@fisiotech.com. Always specify the article code and the color (if applicable).

OPENING HOURS

From Monday to Friday from 8.30 to 12.30 am and from 1.30 to 5.30 pm.

PRICES

Unless otherwise agreed, the prices here listed are EXW; VAT and other charges are at the buyer's charge. Prices may vary in line with the changes in the cost of raw materials and cost of labor.

MINIMUM OF ORDER

€ 120,00.=. For orders below the minimum of order, you will be charged with € 25,00.=.

SHIPMENT

Shipments are carried out by the shipping company the seller deems the most suitable or by the one chosen by the buyer. The goods are always sent at the buyer's risk, even in case of freight prepaid.

COMPLAINTS

Complaints filed more than eight days since the day of receipt will not be accepted. Returns shall be previously arranged with FISIOTECH and, in any case, shall be carriage free.

RIGHT OF WITHDRAWAL

The right of withdrawal applies to natural persons (consumers) who are acting for purposes unrelated to their commercial activity. Therefore, the right of withdrawal is not applicable for purchases made by retailers, companies or natural persons acting for purposes related to their commercial activity. Only consumers have the right to withdraw within 10 days since the delivery of the goods by returning it to the seller, who will proceed with the refund.

PAYMENTS

In case of delays in the payment, interests will be charged and the agreed terms of payment will be changed.

WARRANTY

Our products' warranty covers only the manufacturing defects for 24 months starting from the date of delivery. The warranty does not cover: consumables and items of normal wear – such as upholstery, power supply, foot pedals/hand controls, power cables and bearings –, breakdowns caused by any impact and/or fall, wrong or improper use, use by non-qualified personnel. The warranty is automatically void if the seal of warranty has been damaged or altered. The warranty is void if the device has been tempered with. Warranty repairs are carried out at our operational headquarters and prior authorization. The products to be repaired under warranty must be shipped to the manufacturer freight prepaid and with the original packaging. A copy of the invoice and of the transport document has to be sent along with a written request in order for the products to be repaired.

LITIGATION **APPLICABLE LAW - DISPUTES**

The place of jurisdiction for any litigation is the law court of Treviso.

LEAD TIME

The lead time specified in our order confirmation is approximate. Any delay does not entitle the customer to any complaint or refund.

N.B. The seller reserves the right to change features and appearances of the products without any notice. Such modifications will always have as primary purpose to improve the quality/price ratio.

coordinamento
studio **grafica** design

progetto grafico
fabrizio miniutti

stampa
Combigraf

revisione
01 I22

UPHOLSTERY COLOURS




Beige P1



Light grey G2



Taupe P2



Dark grey G3



Yellow G1



Mustard G4



Orange A1




Red R1



Burgundy B2



Violet V4



Dark blue B3



Blue B1



Dark brown M1



Earth M2



Green V1



Forest green V2



Leaf green V3



Black N1



via Toniolo, 44/E-F-G
31028 Vazzola - Treviso - Italy
Tel. +39 0438 47 03 42
Fax +39 0438 47 87 62
info@fisiotech.com
www.fisiotech.com

FISIOTECH
TECHNOLOGIES AT THE SERVICE OF HEALTH



NEW PROFESSIONAL



SINCE 2001... *together for more than twenty years*

Fisiotech was established in 2001 with the idea of manufacturing quality rehabilitation equipment. Helping, through new ideas, professionals in performing their precious work of prevention and care of the person: this has always been our objective.

This simple, fundamental idea is the basis of our payoff:

TECHNOLOGIES AT THE SERVICE OF HEALTH

Our operating headquarters is also the place where our ideas are born, where we create the projects, develop the prototypes, and lastly build our products. The sales, administration and technical departments are available to develop and fabricate custom products based on the customer's specifications.

The internal production departments, from carpentry to upholstery, from assembly to warehouse allow us to respond promptly to the main requests of our customers. We entrust all design, production, and assembly steps to our qualified staff, who carry out rigorous checks in the different manufacturing steps.



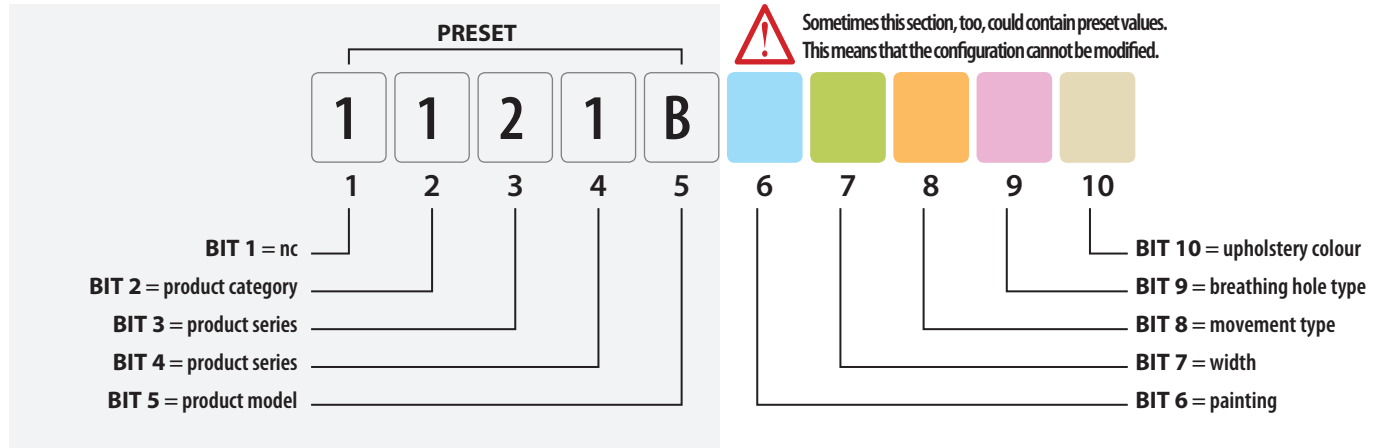
The application of a certified quality system guarantees the quality of the products manufactured by FISIOTECH. Specifically, our company holds the certifications according to the International standards UNI EN ISO 9001 and UNI EN ISO 13485 and complies with the European Regulation EU 745/2017 (MDR) on the safety of medical devices.

Fisiotech would like to thank all those who contributed to the realization of this catalogue, for their work, their advice, and their support.

THE NEW PARAMETRIC CODE

HOW TO CREATE IT ACCURATELY TO ORDER COUCHES

The will to offer more performances and customization has led us to add new options to our couches. This sometimes generates difficulties when configuring the product as it was ordered by the customer. The parametric code helps the customer to compose in an easy and univocal way a code for the chosen couch containing all the desired options.



EXAMPLE:

How to order a MARTE 3 RAL 7035 LARGE, with all-around foot bar switch and 2 actuators, comfort breathing hole, burgundy colour.

PARAMETRIC CODE

1 1 2 1 B 3 1 C2 C B2

1 2 3 4 5 6 7 8 9 10

YOUR HYPOTHETICAL CHOICE

BIT 6 RAL 7035 painting = 3

BIT 7 couch width 80 cm = 1

BIT 8 all-around foot bar switch and 2 actuators movement = C2

BIT 9 comfort breathing hole = C

BIT 10 upholstery colour Burgundy = B2 as shown in chart.

FRAME COLOUR

RAL 7035

3
6

WIDTH

65 cm 80 cm

0 1
7 7

MOVIMENTAZIONE

PEDAL 1 ALL AROUND 1 HYDRAULIC 0
ACTUATOR ACTUATOR ACTUATORS

P1 C1 R0
8 8 8

PEDAL 2 ALL AROUND 2 HAND CONTROL 2 HAND CONTROL 3
ACTUATORS ACTUATORS ACTUATORS ACTUATORS

P2 C2 H2 H3
8 8 8 8

BREATHING HOLE

STANDARD COMFORT

S C
9 9

UPHOLSTERY

10 See colours on page 4

FOOT PEDAL

Standard foot pedal for height adjustment.



HAND CONTROL

Hand control for section and height adjustment.



ALL AROUND FOOT BAR SWITCH

The height of the couch is adjusted by simply swinging the bar placed all around the base of the couch.



HYDRAULIC CONTROL

The height of the couch is adjusted by simply pressing the hydraulic piston pedal.



PAPER ROLL HOLDER - Code 1210010

Metal structure to be placed under the final section of the couch.



CASTORS - Code 1218020

Four retractable castors to be used only to move the couch. Ø 7,5 cm.



COLLAPSIBLE COT SIDES - Code 1221070

Cot sides ensuring the patient's safety while lying on the couch. Easy to use, with a simple manual mechanism.



SAFETY MAGNET - Code 1221030

Removing the magnet all electrical regulation functions are prevented. This avoids any accidental activation of the actuators.

SAFETY DOUBLE CLICK WITH MAGNET - Code 1221040

A software that allows the movement of the actuators only through a double input of the control. This avoids any accidental activation of the actuators.



SWISS PLUG - Code 1221050



UK 3-PIN PLUG - Code 1221060



FLOOR PAPER ROLL HOLDER - Code 1210020

Paper roll holder for examination, massage therapy, and treatment couches.

Easy to move, powder coated metal structure.

Dimensions: length 71 cm, width 25 cm, height 81 cm



DOUBLE-PLY PAPER ROLL - Code 1210060

Pack of 6 rolls

Dimensions: width 60 cm – length 65 m.



BREATHING HOLE



S



STANDARD




C



COMFORT


UPHOLSTERY COLOURS




Beige P1



Light grey G2



Taupe P2



Dark grey G3



Yellow G1




Mustard G4



Orange A1



Red R1



Burgundy B2




Violet V4



Dark blue B3



Blue B1




Dark brown M1



Earth M2




Green V1



Forest green V2



Leaf green V3



Black N1

MARTE 2 | NEW PROFESSIONAL



2-SECTION ELECTRICAL OR HYDRAULIC COUCH

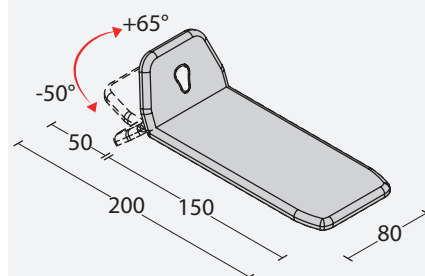
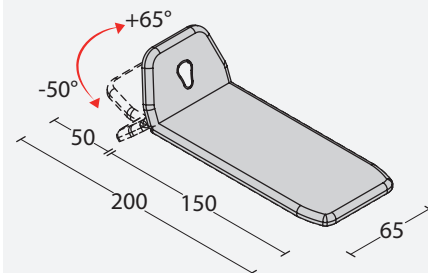


Model shown Code 1121A30C1SB1 + Accessories Code 1218020




Model shown Code 1121A30R0SB1
+ Accessories Code 1218020

Model shown Code 1121A30C1CB1
+ Accessories Code 1218020



PARAMETRIC CODE



FRAME COLOUR

RAL
7035

3
6

WIDTH

65
cm

0
7

80
cm

1
7

MOVEMENT

PEDAL
1
ACTUATOR

P1
8

ALL
AROUND
1
ACTUATOR

C1
8

HYDRAULIC
0
ACTUATORS

R0
8

BREATHING HOLE

STANDARD

S
9

COMFORT

C
9

UPHOLSTERY

10

See colours on page 4

TECHNICAL SPECIFICATIONS

Height adjustment	electrical or hydraulic 47-92 cm
Length	200 cm
Width	65 / 80 cm
Max. working load	200 kg
Headrest adjustment	with gas spring +65° -50°
Breathing hole and bung	as standard
Padding and upholstery fire-resistance rating	1IM
Padding: density/thickness	30 (kg/m ³) / 4 cm
Lateral offset	24 cm
Under bed clearance (model with all round bar excluded)	12 cm
Weight	70 kg

ACCESSORIES

CODE

ACCESSORIES

CODE

Paper roll holder	1210010	Safety double click	1221040
Four castors	1218020	Swiss plug	1221050
Collapsible cot sides	1221070	UK 3-pin plug	1221060
Safety magnet	1221030	Double-ply paper roll	1210060

ACCESSORIES AND VARIANTS see descriptions and pictures on page 2 and 3

TECHNOLOGIES AT THE SERVICE OF HEALTH

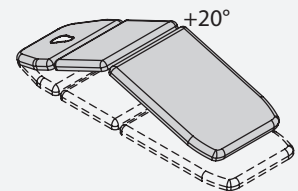
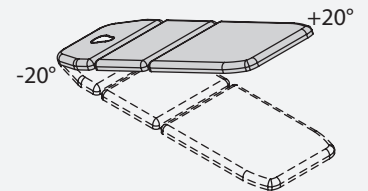
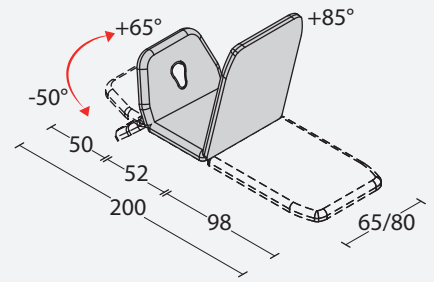
MARTE 3 | NEW PROFESSIONAL



3-SECTION ELECTRICAL OR HYDRAULIC COUCH

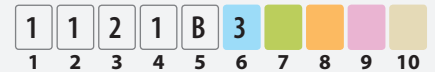


Model shown Code 1121B30C1SB1 + Accessories Code 1218020




Sitting position

PARAMETRIC CODE



FRAME COLOUR



WIDTH



TECHNICAL SPECIFICATIONS

Height adjustment	electrical or hydraulic 47-92 cm
Length	200 cm
Width	65 / 80 cm
Max. working load	200 kg
Headrest adjustment	with gas spring +65° -50°
Middle section adjustment	with gas spring or electrically +20°
Footrest adjustment	with gas spring +85°
Trendelenburg position	+20°
Breathing hole and bung	as standard
Padding and upholstery fire-resistance rating	11M
Padding: density/thickness	30 (kg/m ³) / 4 cm
Lateral offset	24 cm
Under bed clearance (model with all round bar excluded)	12 cm
Weight	80 kg

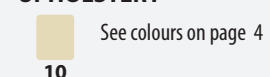
MOVEMENT

PEDAL 1 ACTUATOR	ALL AROUND 1 ACTUATOR	HYDRAULIC 0 ACTUATORS
P1 8	C1 8	R0 8
PEDAL 2 ACTUATORS	ALL AROUND 2 ACTUATORS	
P2 8	C2 8	

BREATHING HOLE

STANDARD	COMFORT
S 9	C 9

UPHOLSTERY



ACCESSORIES	CODE	ACCESSORIES	CODE
Paper roll holder	1210010	Swiss plug	1221050
Four castors	1218020	UK 3-pin plug	1221060
Safety magnet	1221030	Double-ply paper roll	1210060
Safety double click	1221040		

ACCESSORIES AND VARIANTS see descriptions and pictures on page 2 and 3

MARTE 4 | NEW PROFESSIONAL



4-SECTION ELECTRICAL OR HYDRAULIC COUCH



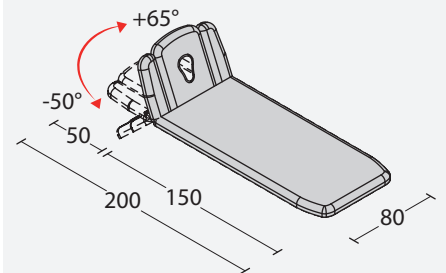
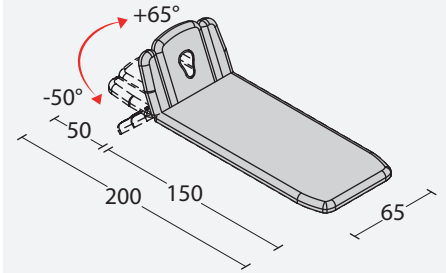
Model shown Code 1121C30C1SB1 + Accessories Code 1218020



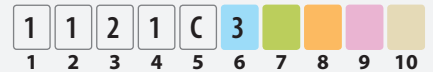
All around foot bar switch



Model shown Code 1121C30C1CB1 + Accessories Code 1218020



PARAMETRIC CODE



FRAME COLOUR



3
6

WIDTH



0
7



1
7

MOVEMENT



P1
8



C1
8



R0
8

BREATHING HOLE



S
9



C
9

UPHOLSTERY



See colours on page 4

10

TECHNICAL SPECIFICATIONS

Height adjustment	electrical or hydraulic 47-92 cm
Length	200 cm
Width	65 / 80 cm
Max. working load	200 kg
Headrest adjustment	with gas spring +65° -50°
Armrests on headrest adjustment	manual
Breathing hole and bung	as standard
Padding and upholstery fire-resistance rating	11M
Padding: density/thickness	30 (kg/m ³) / 4 cm
Lateral offset	24 cm
Under bed clearance (model with all round bar excluded)	12 cm
Weight	75 kg

ACCESSORIES

CODE

ACCESSORIES

CODE

Paper roll holder	1210010	Safety double click	1221040
Four castors	1218020	Swiss plug	1221050
Collapsible cot sides	1221070	UK 3-pin plug	1221060
Safety magnet	1221030	Double-ply paper roll	1210060

ACCESSORIES AND VARIANTS see descriptions and pictures on page 2 and 3

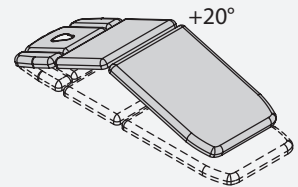
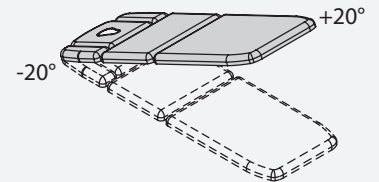
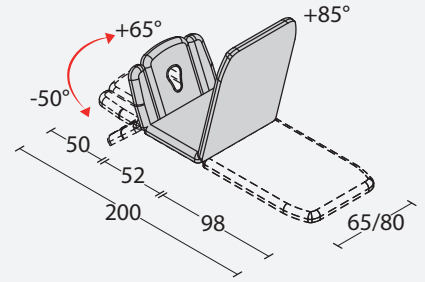
MARTE 5 | NEW PROFESSIONAL



5-SECTION ELECTRICAL OR HYDRAULIC COUCH



Model shown Code 1121D30C1SB1 + Accessories Code 1218020



Trendelenburg position

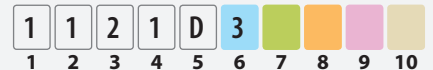
TECHNICAL SPECIFICATIONS

Height adjustment	electrical or hydraulic 47-92 cm
Length	200 cm
Width	65 / 80 cm
Max. working load	200 kg
Headrest adjustment	with gas spring +65° -50°
Armrests on headrest adjustment	manual
Middle section adjustment	with gas spring or electrically +20°
Footrest adjustment	with gas spring +85°
Trendelenburg position	+20°
Breathing hole and bung	as standard
Padding and upholstery fire-resistance rating	11M
Padding: density/thickness	30 (kg/m ³) / 4 cm
Lateral offset	24 cm
Under bed clearance (model with all round bar excluded)	12 cm
Weight	85 kg


ACCESSORIES	CODE	ACCESSORIES	CODE
Paper roll holder	1210010	Swiss plug	1221050
Four castors	1218020	UK 3-pin plug	1221060
Safety magnet	1221030	Double-ply paper roll	1210060
Safety double click	1221040		

ACCESSORIES AND VARIANTS see descriptions and pictures on page 2 and 3

PARAMETRIC CODE



FRAME COLOUR



3
6

WIDTH



0
7

1
7

MOVEMENT



P1
8



C1
8



R0
8



P2
8



C2
8

BREATHING HOLE



S
9



C
9

UPHOLSTERY



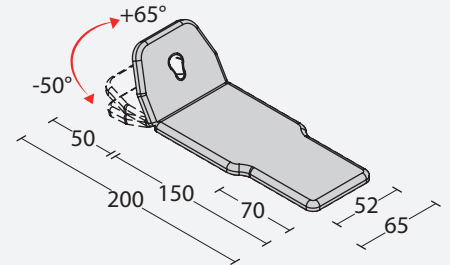
10

MONTELEONE | NEW PROFESSIONAL CE

2-SECTION ELECTRICAL OR HYDRAULIC COUCH



Model shown Code 1121E30C1SB1 + Accessories Code 1218020



Hydraulic control



All around foot bar switch

TECHNICAL SPECIFICATIONS

Height adjustment	electrical or hydraulic 47-92 cm
Length	200 cm
Width	65 cm
Max. working load	200 kg
Headrest adjustment	with gas spring +65° -50°
Breathing hole and bung	as standard
Padding and upholstery fire-resistance rating	1IM
Padding: density/thickness	30 (kg/m ³) / 4 cm
Lateral offset	24 cm
Under bed clearance (model with all round bar excluded)	12 cm
Weight	70 kg

ACCESSORIES	CODE	ACCESSORIES	CODE
Paper roll holder	1210010	Swiss plug	1221050
Four castors	1218020	Preso UK	1221060
Safety magnet	1221030	UK 3-pin plug	1210060
Safety double click	1221040		

ACCESSORIES AND VARIANTS see descriptions and pictures on page 2 and 3

TECHNOLOGIES AT THE SERVICE OF HEALTH

PARAMETRIC CODE

1	1	2	1	E	3	0			
1	2	3	4	5	6	7	8	9	10

FRAME COLOUR

RAL
7035

3
6

WIDTH

65
cm

0
7

MOVEMENT

PEDAL
1
ACTUATOR

P1
8

ALL
AROUND
1
ACTUATOR

C1
8

HYDRAULIC
0
ACTUATORS

R0
8

BREATHING HOLE

STANDARD

S
9

COMFORT

C
9

UPHOLSTERY

10

See colours on page 4

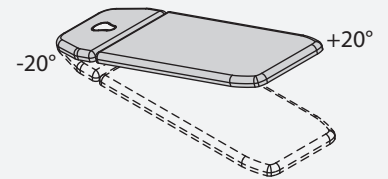
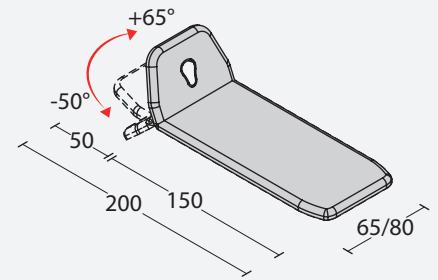
SELENE 2 | NEW PROFESSIONAL



2-SECTION ELECTRICAL OR HYDRAULIC COUCH



Model shown Code 1121F30C1CB1 + Accessories Code 1218020



Model shown Code 1121F30C1SB1 + Accessories Code 1218020 Retractable castors

PARAMETRIC CODE

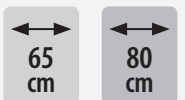


FRAME COLOUR



3
6

WIDTH



0
7

1
7

MOVEMENT



P1
8



C1
8



R0
8

BREATHING HOLE



S
9



C
9

UPHOLSTERY

See colours on page 4
10

TECHNICAL SPECIFICATIONS

Height adjustment	electrical or hydraulic 47-92 cm
Length	200 cm
Width	65 / 80 cm
Max. working load	200 kg
Headrest adjustment	with gas spring +65° -50°
Trendelenburg Position	with gas spring +20°
Breathing hole and bung	as standard
Padding and upholstery fire-resistance rating	11M
Padding: density/thickness	30 (kg/m ³) / 4 cm
Lateral offset	24 cm
Under bed clearance (model with all round bar excluded)	12 cm
Weight	75 kg

ACCESSORIES	CODE	ACCESSORIES	CODE
Paper roll holder	1210010	Swiss plug	1221050
Four castors	1218020	UK 3-pin plug	1221060
Safety magnet	1221030	Double-ply paper roll	1210060
Safety double click	1221040		

ACCESSORIES AND VARIANTS see descriptions and pictures on page 2 and 3

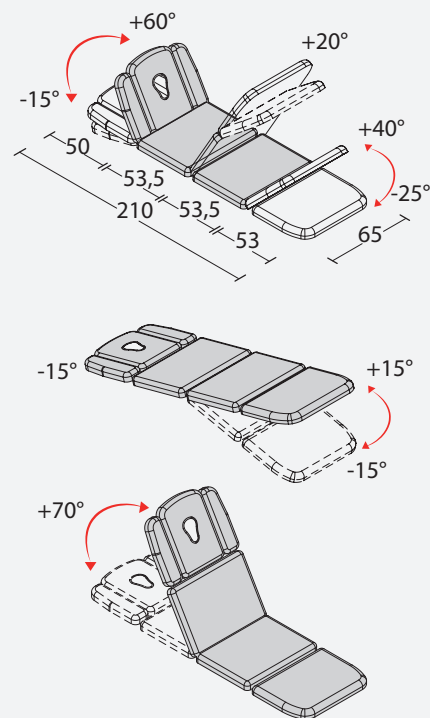
FEBO 6 | NEW PROFESSIONAL



6-SECTION ELECTRICAL COUCH



Model shown Code 1121M30C3CG4 + Accessories Code 1218020



PARAMETRIC CODE

1	1	2	1	M	3	0			
1	2	3	4	5	6	7	8	9	10

FRAME COLOUR

RAL 7035
3
6

WIDTH

65 cm
0
7

TECHNICAL SPECIFICATIONS

Height adjustment	electrical 58-102 cm
Length	210 cm
Width	65 cm
Max. working load	200 kg
Headrest adjustment	with gas spring +60° -15°
Armrests on headrest adjustment	manual
Middle section adjustment	electrically +70° -15°
Upper footrest adjustment	electrically +20° -15°
Lower footrest adjustment	with gas spring +40° -25°
Trendelenburg / AntiTrendelenburg position	with gas spring and electrically 15°
Breathing hole and bung	as standard
Padding and upholstery fire-resistance rating	11M
Padding: density/thickness	30 (kg/m ³) / 4 cm
Lateral offset	24 cm
Under bed clearance (model with all round bar excluded)	12 cm
Weight	105 kg

ACCESSORIES	CODE	ACCESSORIES	CODE
Floor paper roll holder	1210020	Swiss plug	1221050
Four castors	1218020	UK 3-pin plug	1221060
Safety magnet	1221030	Double-ply paper roll	1210060

MOVEMENT

ALL AROUND 3 ACTUATORS	HAND CONTROL 3 ACTUATORS
C3	H3
8	8

BREATHING HOLE

STANDARD	COMFORT
S	C
9	9

UPHOLSTERY

	See colours on page 4
10	

ACCESSORIES AND VARIANTS see descriptions and pictures on page 2 and 3

FEBO 6 PLUS | NEW PROFESSIONAL



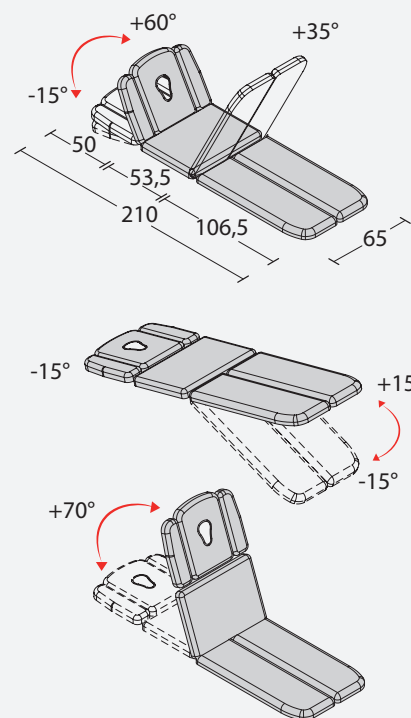
6-SECTION ELECTRICAL COUCH



Model shown Code 1121N30C2SG4 + Accessories Code 1218020



All around foot bar switch



PARAMETRIC CODE

1	1	2	1	N	3	0			
1	2	3	4	5	6	7	8	9	10

FRAME COLOUR

RAL 7035
3 6

WIDTH

65 cm
0 7

MOVEMENT

ALL AROUND 2 ACTUATORS	HAND CONTROL 2 ACTUATORS
C2 8	H2 8

BREATHING HOLE

STANDARD	COMFORT
S 9	C 9

UPHOLSTERY

10	See colours on page 4
----	-----------------------

TECHNICAL SPECIFICATIONS

Height adjustment	electrical 58-102 cm
Length	210 cm
Width	65 cm
Max. working load	200 kg
Headrest adjustment	with gas spring +60° -15°
Armrests on headrest adjustment	manual
Middle section adjustment	electrically +70° -15°
Footrest adjustment	with gas spring +35° -15°
Trendelenburg / AntiTrendelenburg position	with gas spring and electrically 15°
Breathing hole and bung	as standard
Padding and upholstery fire-resistance rating	11M
Padding: density/thickness	30 (kg/m ³) / 4 cm
Lateral offset	24 cm
Under bed clearance (model with all round bar excluded)	12 cm
Weight	100 kg

OPTIONAL	CODICE	OPTIONAL	CODICE
Floor paper roll holder	1210020	Swiss plug	1221050
Four castors	1218020	UK 3-pin plug	1221060
Safety magnet	1221030	Double-ply paper roll	1210060

ACCESSORIES AND VARIANTS see descriptions and pictures on page 2 and 3

TECHNOLOGIES AT THE SERVICE OF HEALTH

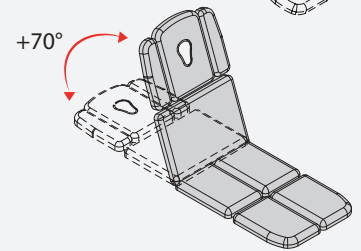
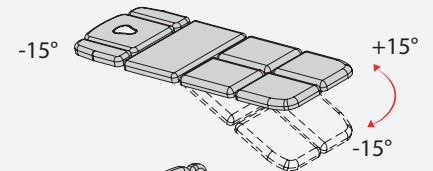
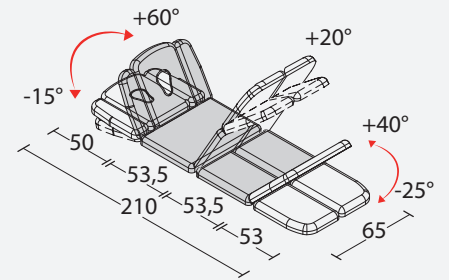
FEBO 8 | NEW PROFESSIONAL



8-SECTION ELECTRICAL COUCH



Model shown Code 1121P30C2SB1 + Accessories Code 1218020



PARAMETRIC CODE

1	1	2	1	P	3	0			
1	2	3	4	5	6	7	8	9	10

FRAME COLOUR

RAL
7035

3
6

WIDTH

65
cm

0
7

MOVEMENT

ALL
AROUND
2
ACTUATORS

HAND
CONTROL
2
ACTUATORS

C2
8

H2
8

BREATHING HOLE

STANDARD

COMFORT

S
9

C
9

UPHOLSTERY

10

See colours on page 4

TECHNICAL SPECIFICATIONS

Height adjustment	electrical 58-102 cm
Length	210 cm
Width	65 cm
Max. working load	200 kg
Headrest adjustment	with gas spring +60° -15°
Armrests adjustment	manual
Middle section adjustment	electrically +70° -15°
Footrests adjustment	with gas spring +35° -15°
Trendelenburg / AntiTrendelenburg position	with gas spring and electrically 15°
Breathing hole and bung	as standard
Padding and upholstery fire-resistance rating	11M
Padding: density/thickness	30 (kg/m ³) / 4 cm
Lateral offset	24 cm
Under bed clearance (model with all round bar excluded)	12 cm
Weight	105 kg


ACCESSORIES	CODE	ACCESSORIES	CODE
Floor paper roll holder	1210020	Swiss plug	1221050
Four castors	1218020	UK 3-pin plug	1221060
Safety magnet	1221030	Double-ply paper roll	1210060

ACCESSORIES AND VARIANTS see descriptions and pictures on page 2 and 3



via Toniolo, 44/E-F-G
31028 Vazzola - Treviso - Italy
Tel. +39 0438 47 03 42
Fax +39 0438 47 87 62
info@fisiotech.com

www.fisiotech.com



made in italy